



SPLIT TYPE ROOM AIR CONDITIONER

CEILING WALL type

SERVICE MANUAL

| Models | Indoor unit | Outdoor unit |
|--------|-------------|--------------|
| | RJW-14HB | ROW-14HB |
| | RJW-18CB | ROW-18CB |
| | RJW-18HB | ROW-18HB |
| | RJW-24CB | ROW-24CB |
| | RJW-24HB | ROW-24HB |
| | RJW-30CB | ROW-30CB |
| | RJW-30HB | ROW-30HB |

C O N T E N T S

| | |
|--|----|
| SPECIFICATIONS | 1 |
| OUTLINE AND DIMENSIONS | 2 |
| REFRIGERANT SYSTEM DIAGRAM | 4 |
| CIRCUIT DIAGRAM | 7 |
| INDOOR PRINTED CIRCUIT BOARD CIRCUIT DIAGRAM | 12 |
| P.C. BOARD LAYOUTS | 15 |
| ERROR CONTENTS | 17 |
| DISASSEMBLY ILLUSTRATION | 18 |
| PARTS LIST | 42 |

S P E C I F I C A T I O N S

| TYPE | | COOL & HEAT | COOL | COOL & HEAT | COOL | COOL & HEAT | COOL | COOL & HEAT |
|------------------|------|-------------|-------------|-------------|-------------|-------------|-------------|-------------|
| INDOOR UNIT | | RJW-14HB | RJW-18CB | RJW-18HB | RJW-24CB | RJW-24HB | RJW-30CB | RJW-30HB |
| OUTDOOR UNIT | | ROW-14HB | ROW-18CB | ROW-18HB | ROW-24CB | ROW-24HB | ROW-30CB | ROW-30HB |
| COOLING CAPACITY | (kW) | 4.20 - 4.30 | 5.30 - 5.40 | 5.30 - 5.40 | 6.80 - 6.90 | 6.80 - 6.90 | 8.05 - 8.20 | 7.80 - 8.00 |
| HEATING CAPACITY | | 4.80 - 4.90 | — | 5.50 - 5.60 | — | 7.70 - 7.80 | — | 8.55 - 8.80 |

ELECTRICAL DATA

| | | | | | | | | | |
|--------------------|----------------------|-----------|-------------|-------------|-------------|-------------|-------------|-------------|-------------|
| POWER SOURCE | (V) | 220 - 240 | | | | | | | |
| FREQUENCY | (Hz) | 50 | | | | | | | |
| RUNNING CURRENT | (A) | COOLING | 7.2 - 7.2 | 8.4 - 8.0 | 8.8 - 8.5 | 12.2 - 11.3 | 11.9 - 11.1 | 13.8 - 13.7 | 13.7 - 13.5 |
| | | HEATING | 7.3 - 7.3 | — | 7.8 - 7.7 | — | 12.1 - 11.4 | — | 14.5 - 14.4 |
| INPUT WATTS | (kW) | COOLING | 1.54 - 1.63 | 1.84 - 1.89 | 1.89 - 1.98 | 2.61 - 2.65 | 2.60 - 2.65 | 2.96 - 3.08 | 2.93 - 3.05 |
| | | HEATING | 1.51 - 1.63 | — | 1.70 - 1.80 | — | 2.64 - 2.72 | — | 3.13 - 3.25 |
| E.E.R. | (kW/kW) | COOLING | 2.73 - 2.64 | 2.88 - 2.86 | 2.80 - 2.73 | 2.61 - 2.60 | 2.62 - 2.60 | 2.72 - 2.66 | 2.66 - 2.62 |
| | | HEATING | 3.18 - 3.01 | — | 3.24 - 3.11 | — | 2.92 - 2.87 | — | 2.73 - 2.71 |
| MOISTURE REMOVAL | (ℓ/hr) | 1.8 | 2.0 | | 2.5 | | 3.5 | | |
| AIR CIRCULATION-Hi | (m ³ /hr) | 580 | 760 | | 900 | | 950 | | |

COMPRESSOR

| | | | | | | | |
|-------------|--|------------|--------------|----------|----------|-------|--------------|
| TYPE | Hermetic type, Deposit electrode condenser, 2 poles, Single phase, Induction motor | | | | | | |
| CODE | | QJ282PC24A | 2JS318D5BA02 | PH33VTTT | NH44VNBT | | NH52VNHT |
| REFRIGERANT | R-22 (g) | 1,300 | 1,400 | 1,900 | 1,850 | 2,200 | 2,300, 2,450 |

FAN MOTOR

| | | | | | | | | |
|--------------|--------------------|-----------|------------|------------|------------|------------|-----------|--|
| POWER SOURCE | (V) | 220 - 240 | | | | | | |
| INDOOR UNIT | TYPE | MFD-30HO | | | | | | |
| | HI-SPEED (r.p.m.) | 930 | 1,150 | | 1,300 | | 1,380 | |
| | MED-SPEED (r.p.m.) | 860 | 1,030 | | 1,160 | | 1,280 | |
| | LO-SPEED (r.p.m.) | 800 | 930 | | 1,020 | | 1,180 | |
| OUTDOOR UNIT | TYPE | MFB-14VTT | MFB-247FBT | MFB-252TAT | MFB-247FBT | MFB-252TAT | MFB-30DFT | |
| | (r.p.m.) | 750 | 735 | | | | 730 | |

DIMENSIONS

| | | | | | | | |
|--------------|-----------|-------------------|-----------------|--|--|-----------------|--|
| INDOOR UNIT | H x W x D | 270 x 1,150 x 285 | | | | | |
| OUTDOOR UNIT | (mm) | 530 x 750 x 250 | 643 x 840 x 336 | | | 900 x 900 x 350 | |

WEIGHT

| | | | | | | | | |
|--------------|-------------|---------|---------|---------|---------|---------|---------|---------|
| INDOOR UNIT | GROSS / NET | 20 / 16 | | | | | | |
| OUTDOOR UNIT | (kg) | 39 / 37 | 67 / 59 | 76 / 68 | 73 / 65 | 77 / 69 | 91 / 79 | 92 / 80 |

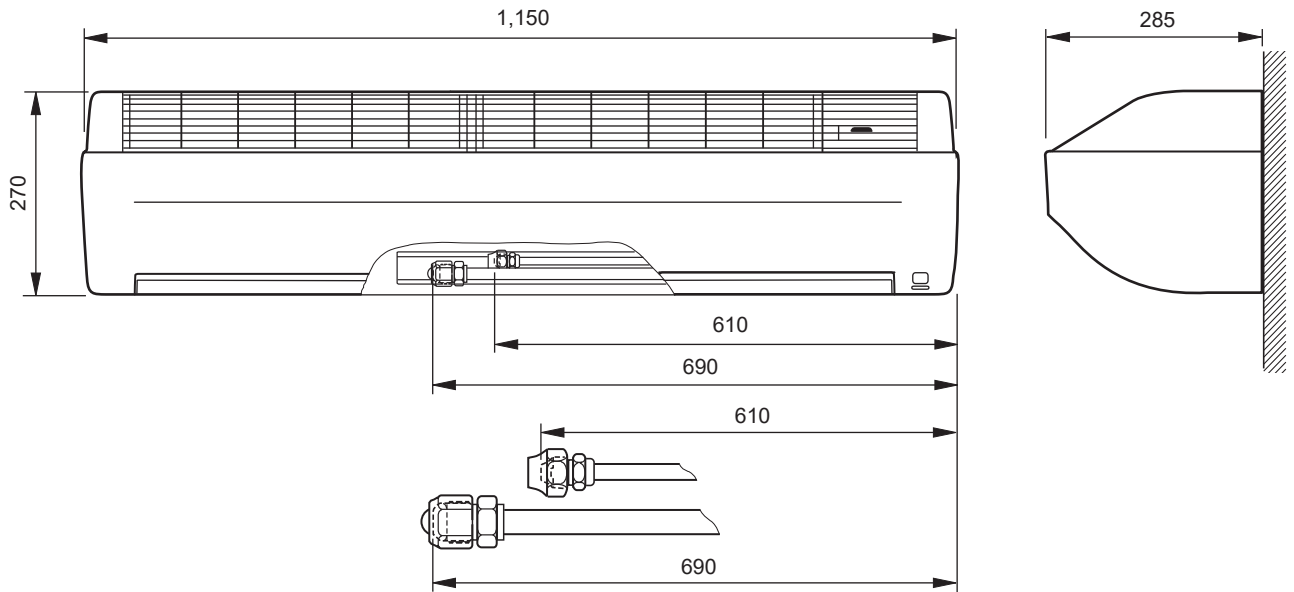
REFRIGERANT CHARGE

| MODELS | PIPE LENGTH | 5 m | 7.5 m | 10 m | 15 m | 20 m | 25 m | 30 m | Additional refrigerant |
|--------------------|-------------|----------------------|----------------------|----------------------|----------------------|-----------------------|-----------------------|----------------------|---|
| | | (16 ft) | (25 ft) | (33 ft) | (49 ft) | (66 ft) | (82 ft) | (98 ft) | |
| FULL CHARGE AMOUNT | RJW-14HB | 1,300 g (45.8 oz) | 1,350 g (47.6 oz) | 1,400 g (49.4 oz) | 1,500 g (52.9 oz) | — | | | 20 g (0.71 oz)/1 m (3.3 ft) (over 5 m) |
| | RJW-18CB | 1,400 g (49.4 oz) | | 1,450 g (51.1 oz) | 1,550 g (54.7 oz) | 1,650 g (58.2 oz) | — | | 20 g (0.71 oz)/1 m (3.3 ft) (over 7.5 m) |
| | RJW-18HB | 1,900 g (67.0 oz) | | 2,000 g (70.5 oz) | 2,200 g (77.6 oz) | 2,400 g (84.7 oz) | — | | 40 g (1.41 oz)/1 m (3.3 ft) (over 7.5 m) |
| | RJW-24CB | 1,850 g (65.3 oz) | | 1,900 g (67.0 oz) | 2,000 g (70.5 oz) | 2,100 g (74.1 oz) | — | | 20 g (0.71 oz)/1 m (3.3 ft) (over 7.5 m) |
| | RJW-24HB | 2,200 g (77.6 oz) | | 2,300 g (81.1 oz) | 2,500 g (88.2 oz) | 2,700 g (95.2 oz) | — | | 40 g (1.41 oz)/1 m (3.3 ft) (over 7.5 m) |
| | RJW-30CB | 2,300 g (81.1 oz) | | 2,350 g (82.9 oz) | 2,450 g (86.4 oz) | 2,550 g (89.9 oz) | 2,650 g (93.5 oz) | 2,750 g (97.0 oz) | 20 g (0.71 oz)/1 m (3.3 ft) (over 7.5 m) |
| | RJW-30HB | 2,450 g (86.4 oz) | | 2,550 g (89.9 oz) | 2,750 g (97.0 oz) | 2,950 g (104.1 oz) | 3,150 g (111.1 oz) | — | 40 g (1.41 oz)/1 m (3.3 ft) (over 7.5 m) |

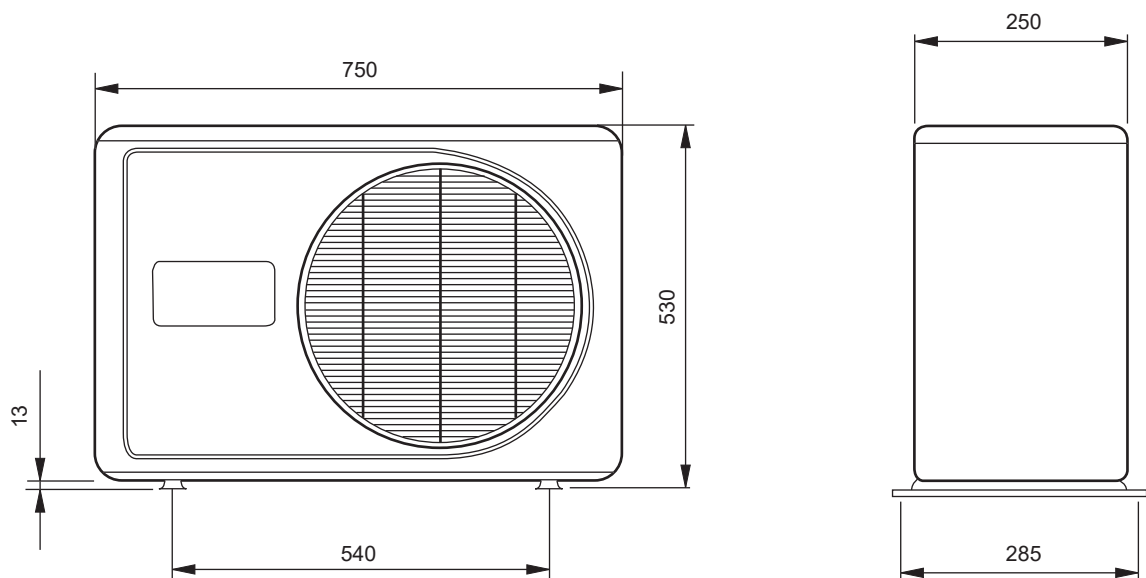
OUTLINE AND DIMENSIONS

Models : RJW-14HB, RJW-18CB
RJW-18HB, RJW-24CB
RJW-24HB, RJW-30CB
RJW-30HB

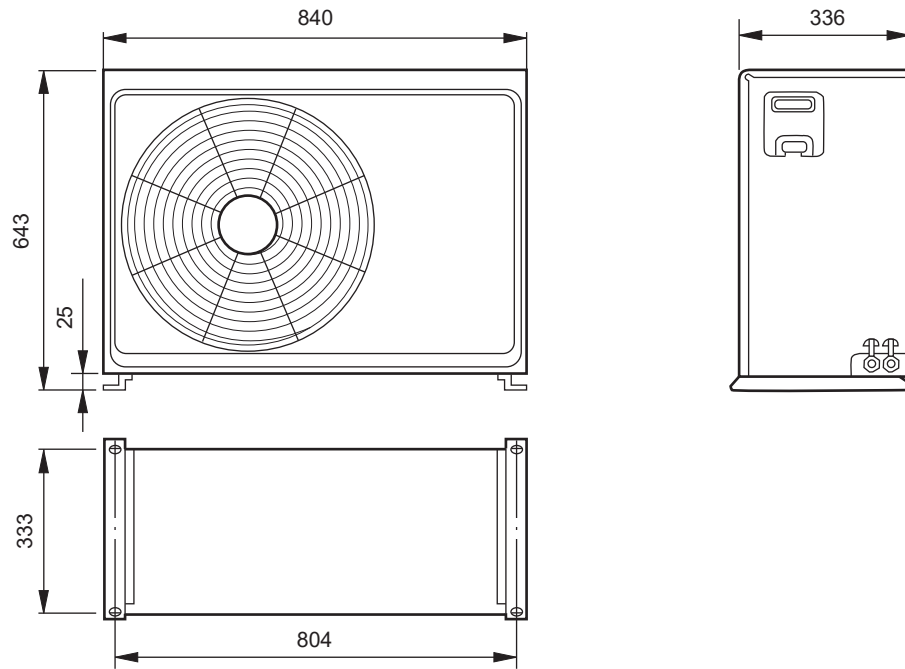
Unit : mm



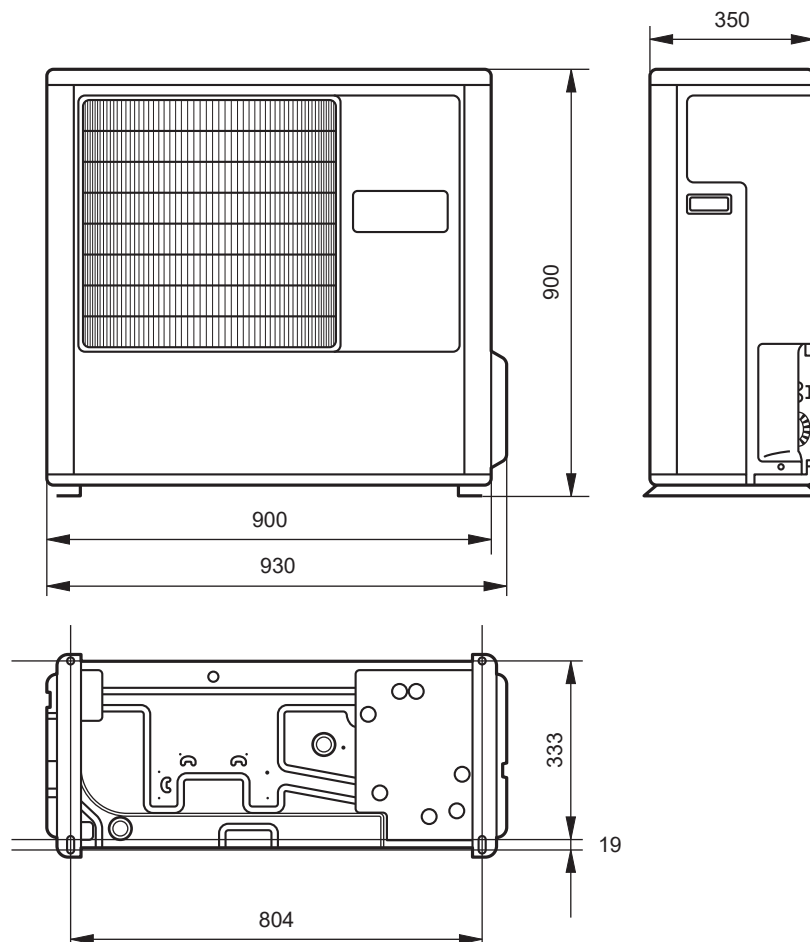
Model : ROW-14HB



**Models : ROW-18CB
ROW-18HB
ROW-24CB
ROW-24HB**

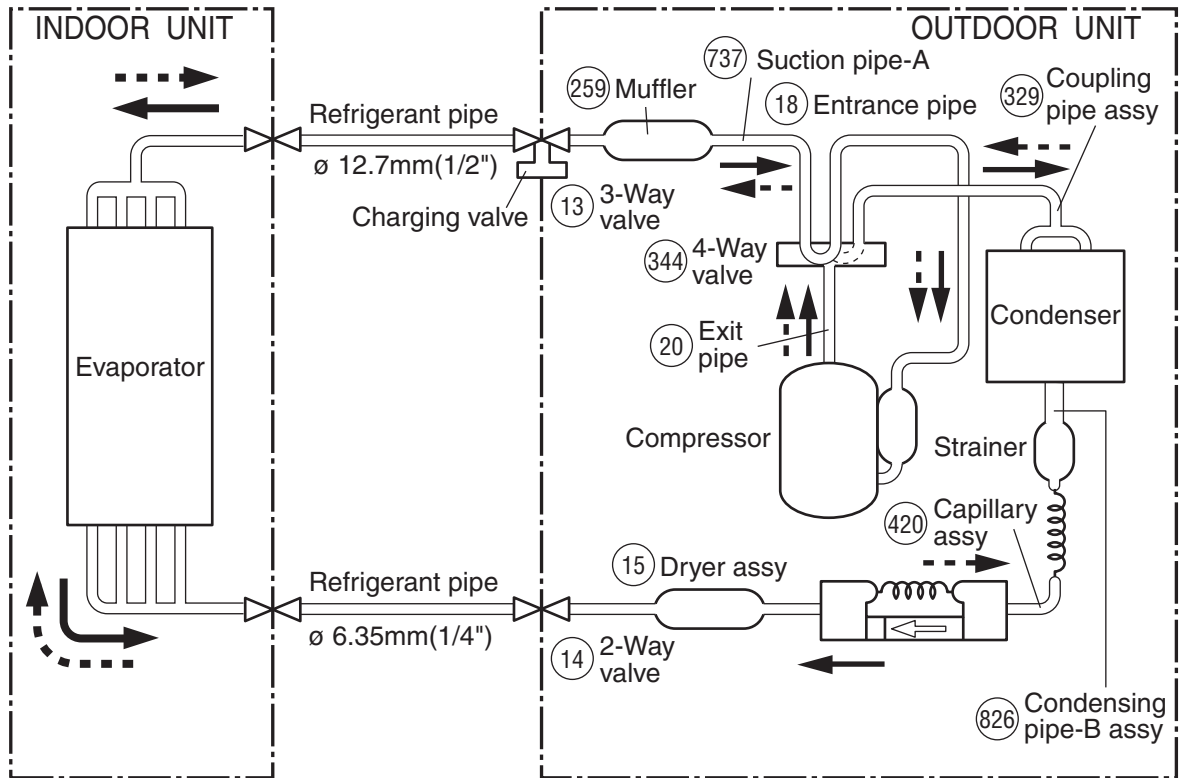


**Models : ROW-30CB
ROW-30HB**



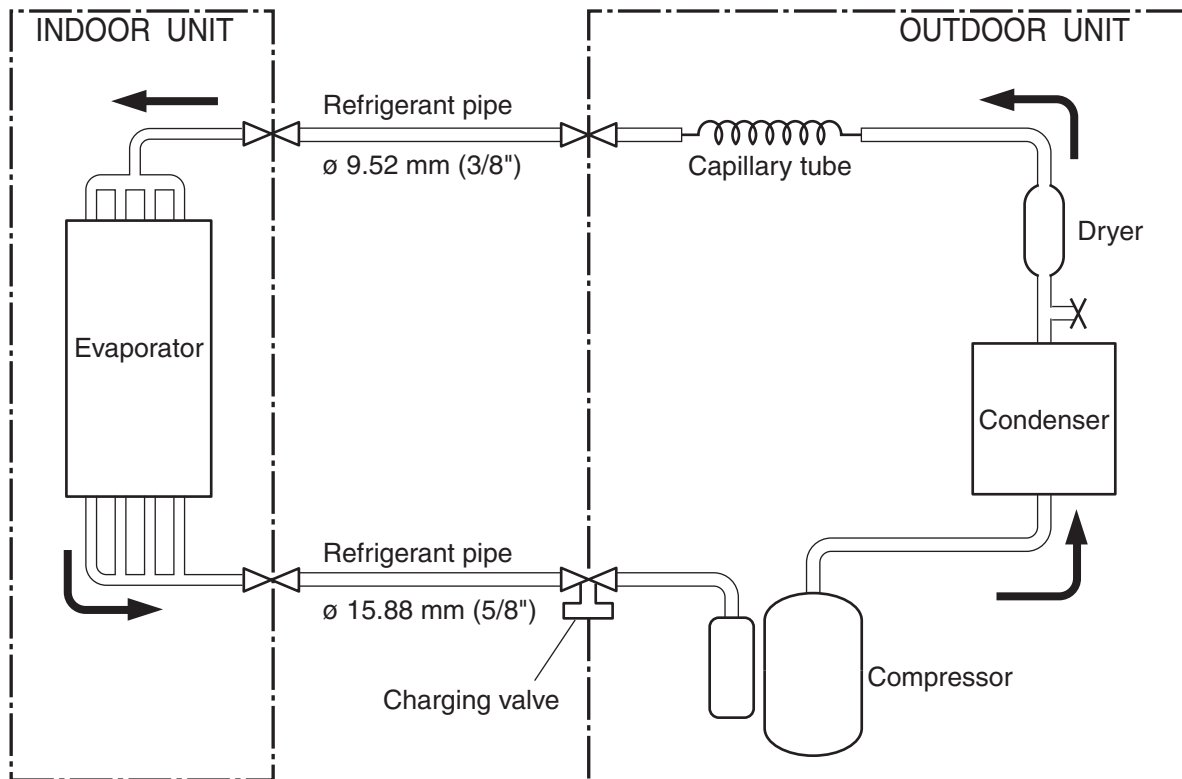
REFRIGERANT SYSTEM DIAGRAM

Models : RJW-14HB / ROW-14HB

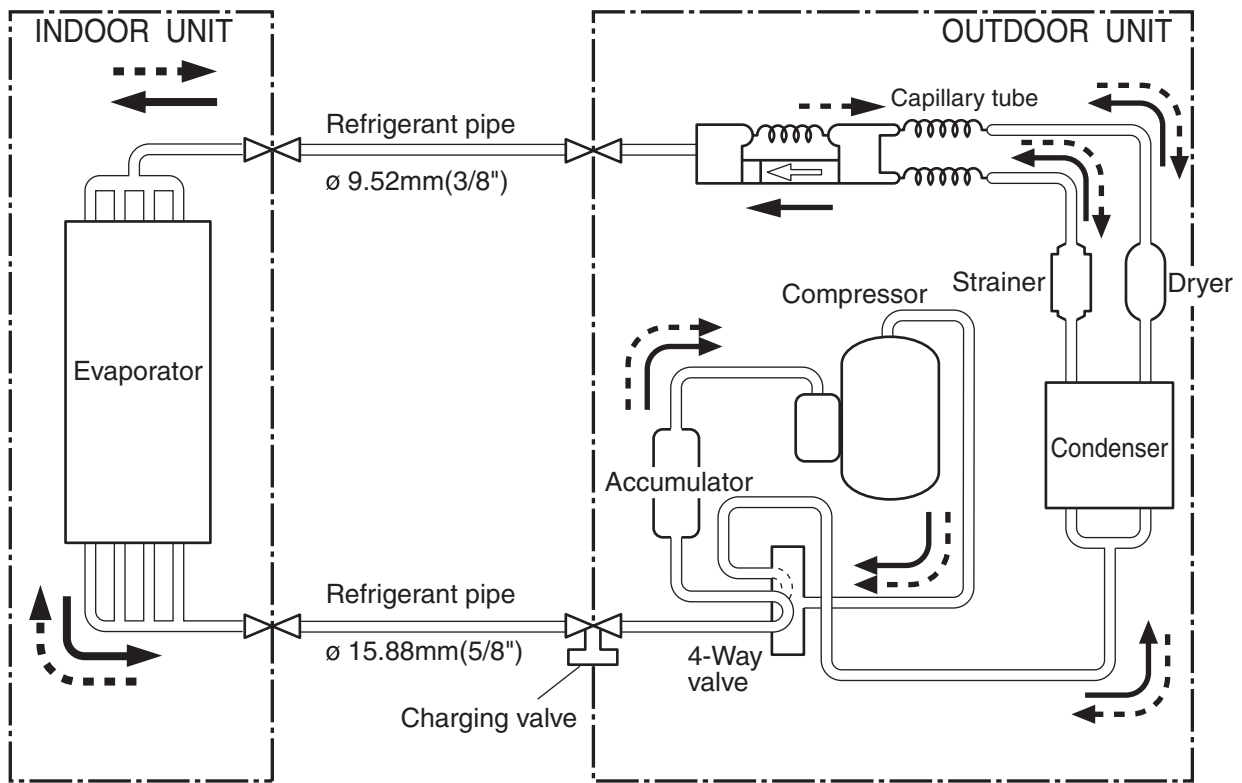


Circled figures show the Ref. No. in the parts list.

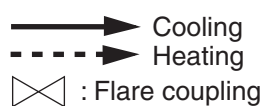
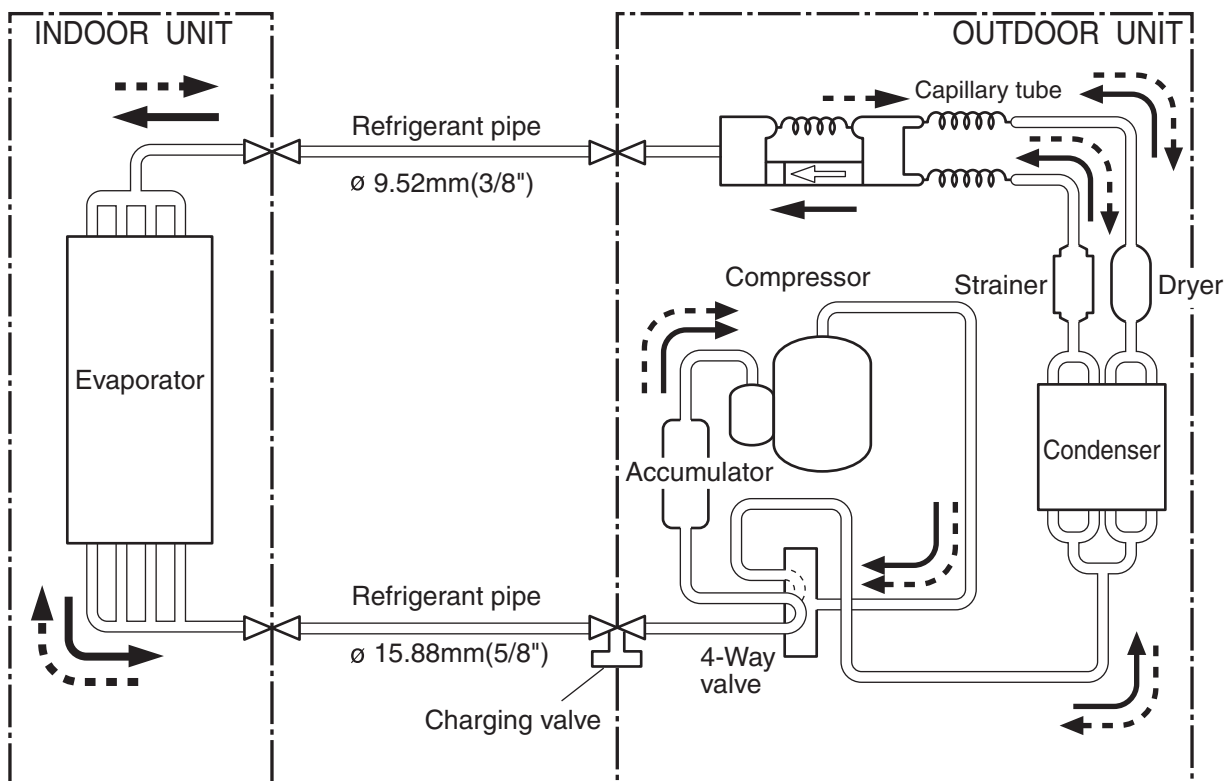
Models : RJW-18CB / ROW-18CB
 RJW-24CB / ROW-24CB



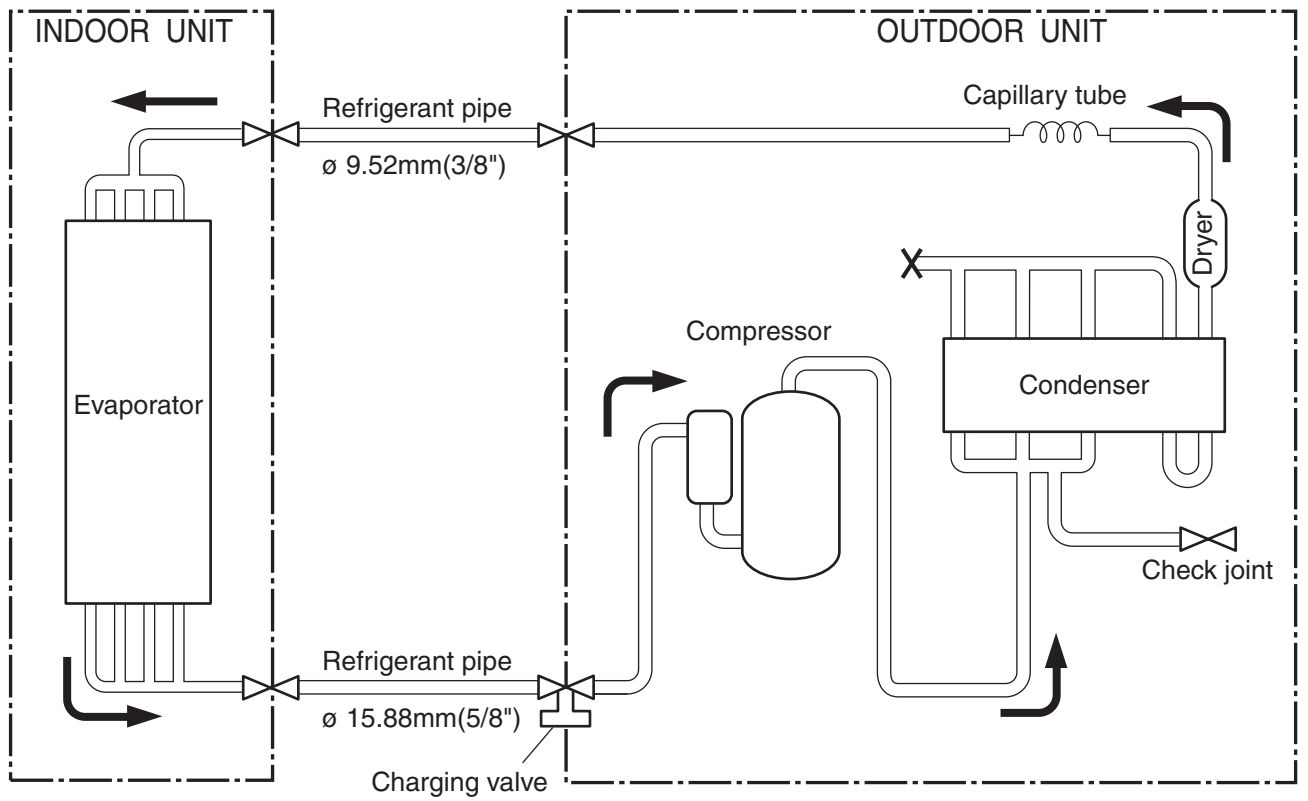
Models : RJW-18HB / ROW-18HB



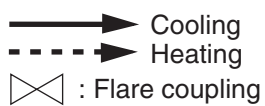
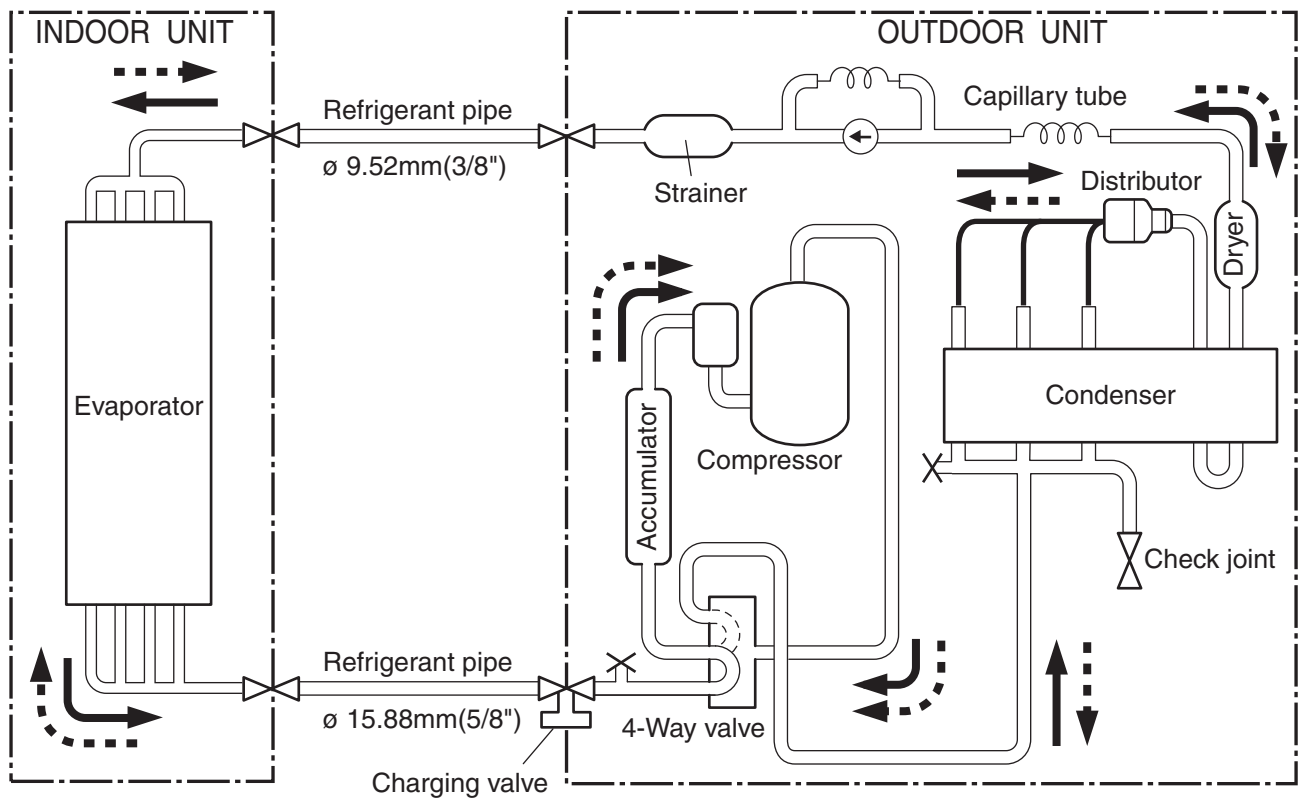
Models : RJW-24HB / ROW-24HB



Models : RJW-30CB / ROW-30CB

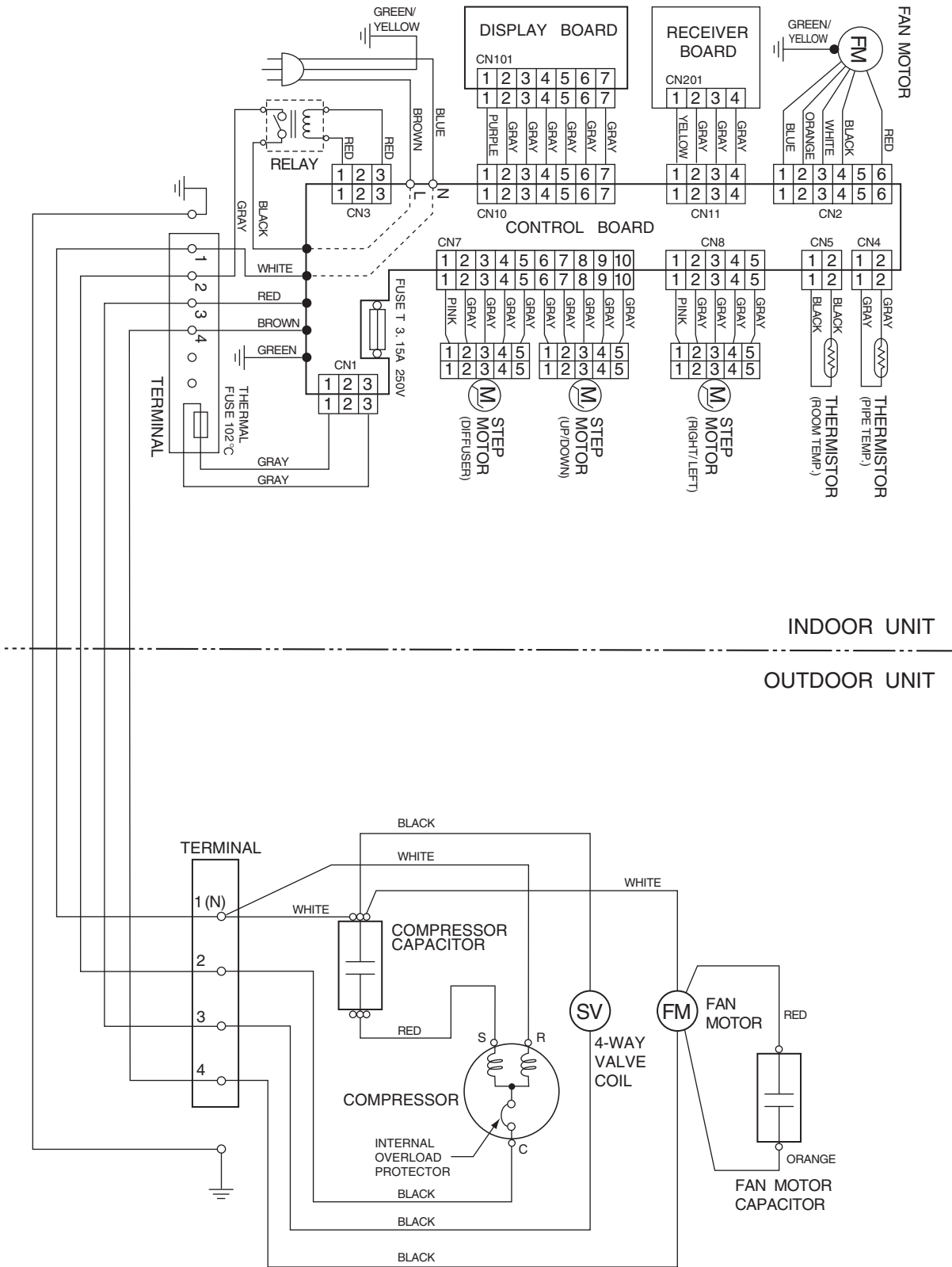


Models : RJW-30HB / ROW-30HB

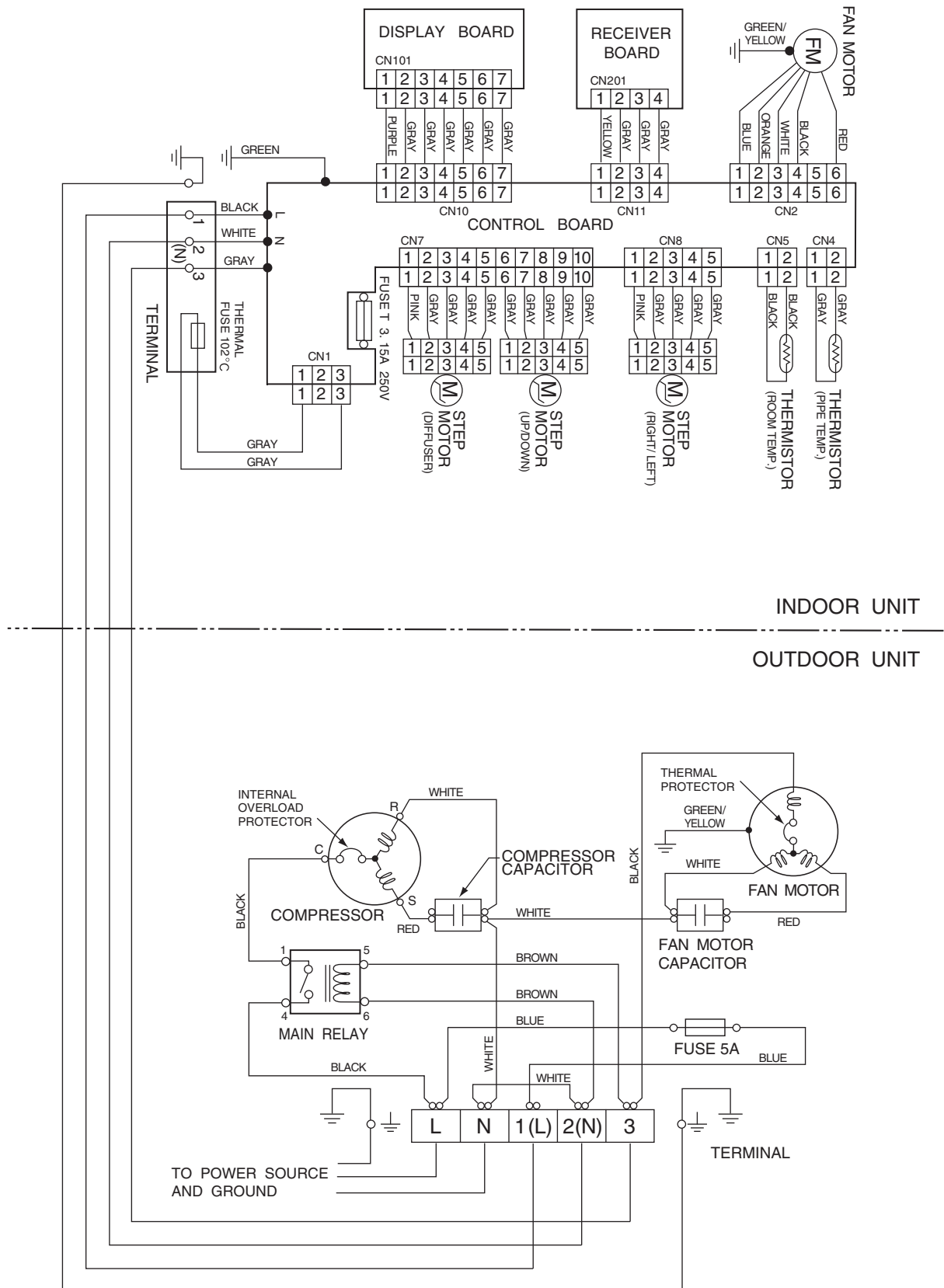


CIRCUIT DIAGRAM

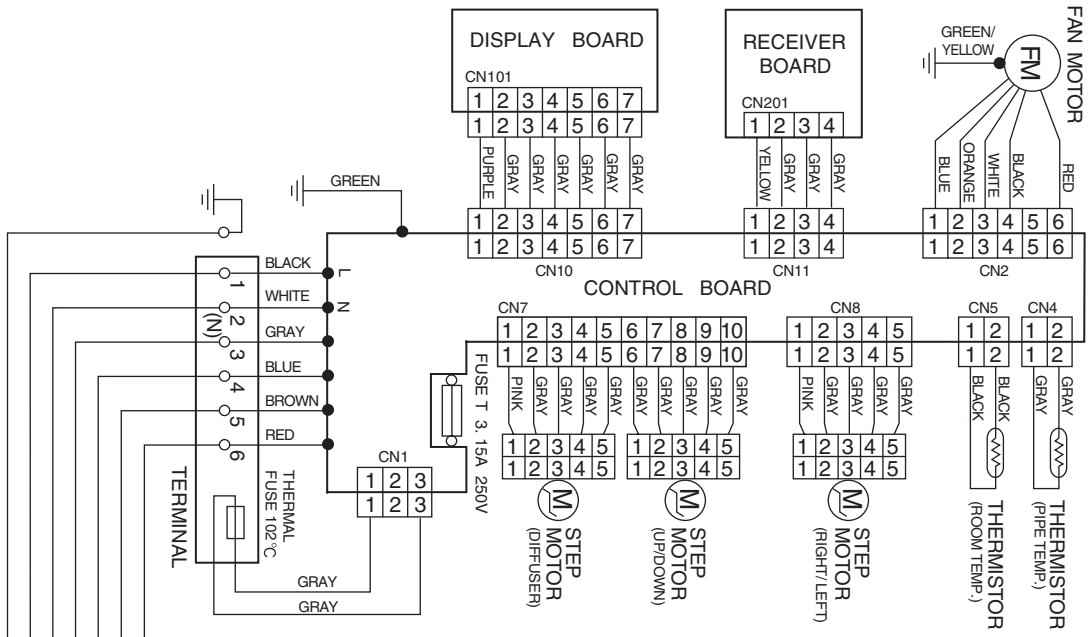
Models : RJW-14HB / ROW-14HB



Models : RJW-18CB / ROW-18CB
 RJW-24CB / ROW-24CB

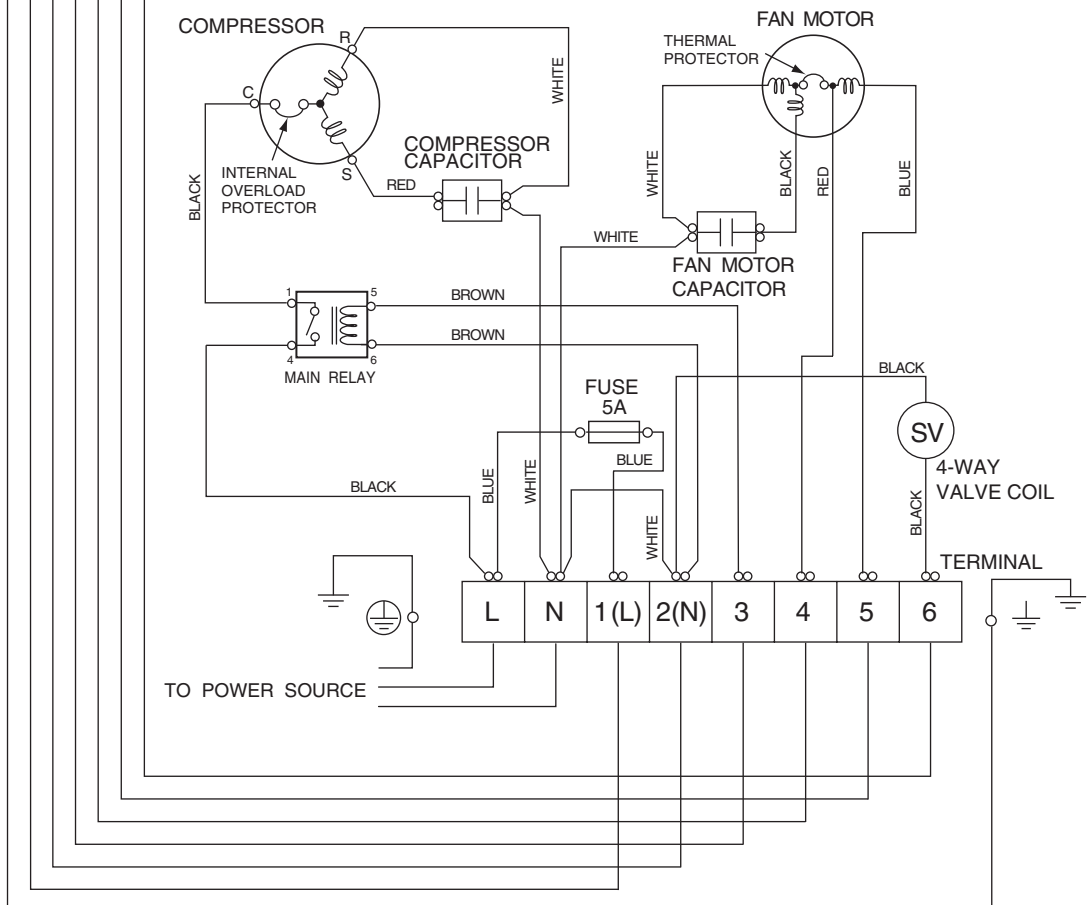


Models : RJW-18HB / ROW-18HB
 RJW-24HB / ROW-24HB

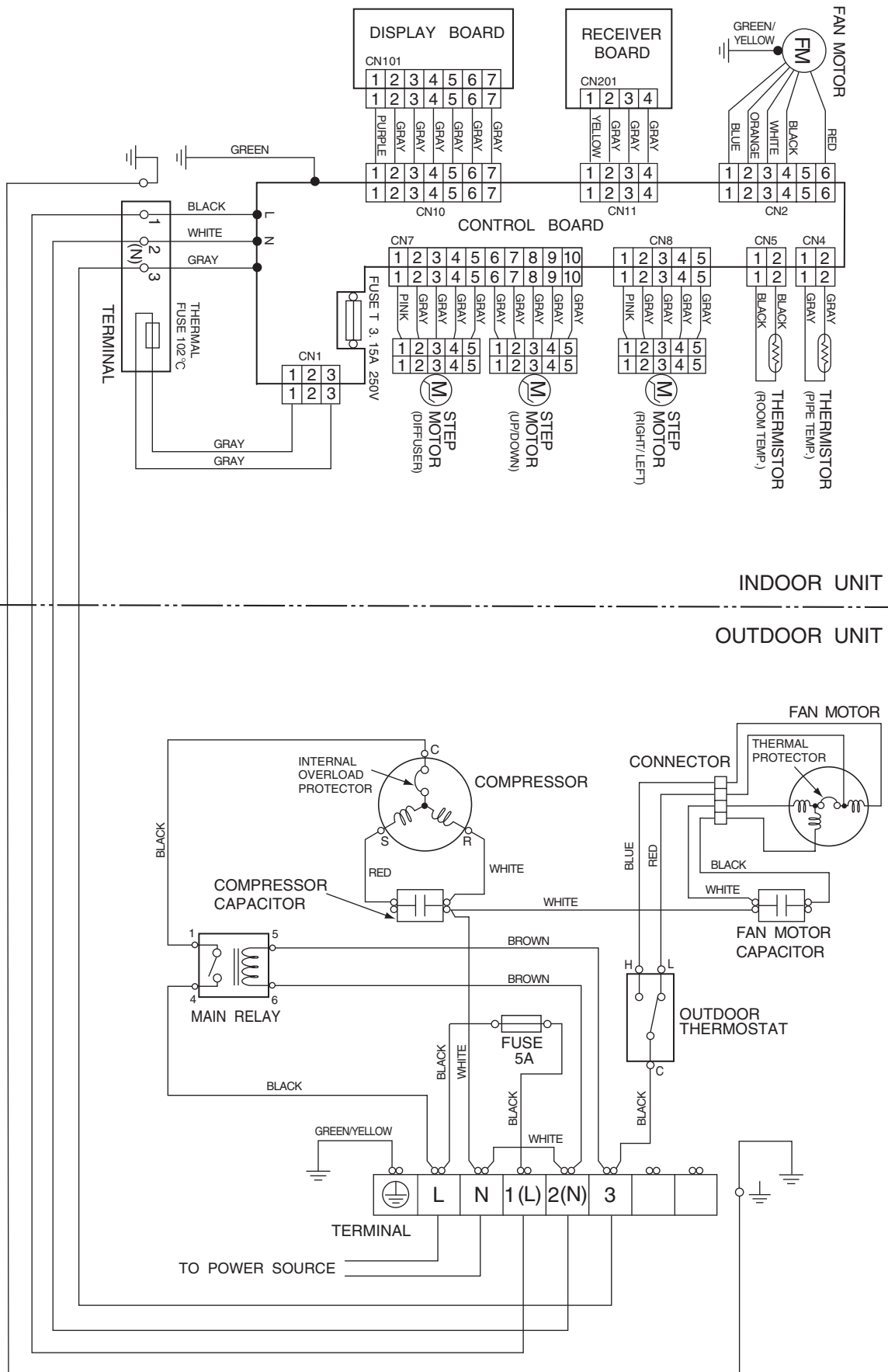


INDOOR UNIT

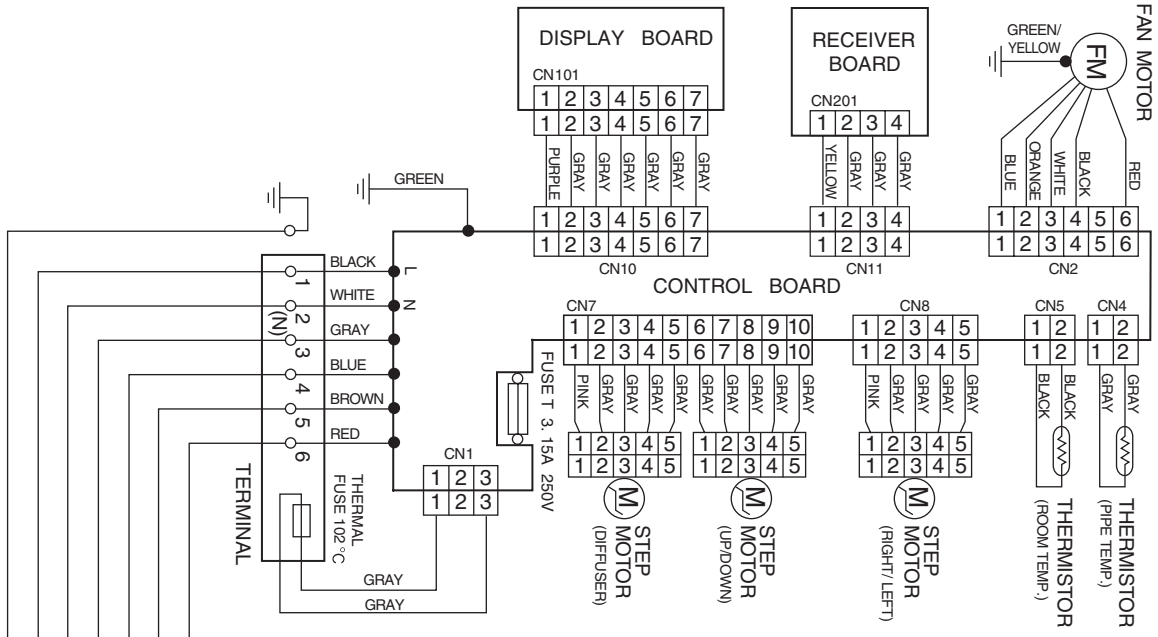
OUTDOOR UNIT



Models : RJW-30CB / ROW-30CB

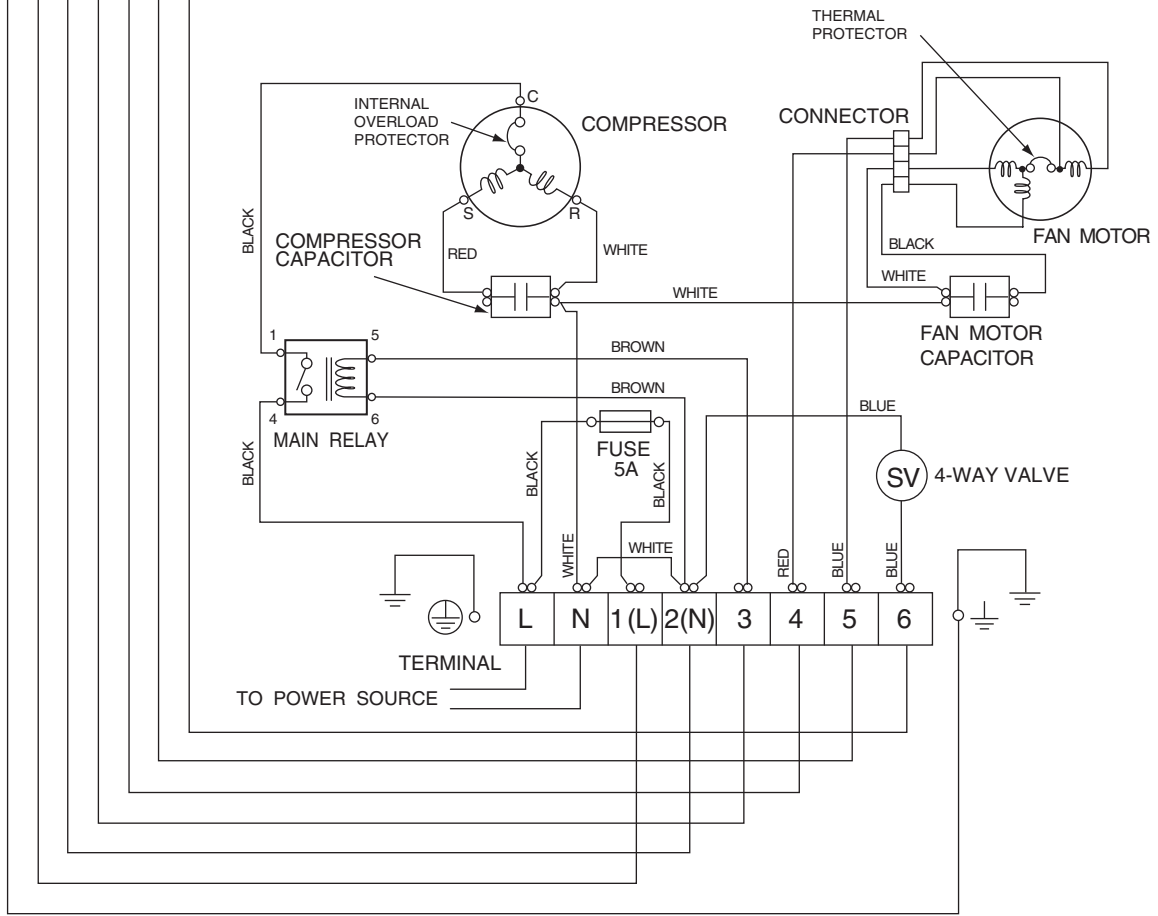


Models : RJW-30HB / ROW-30HB



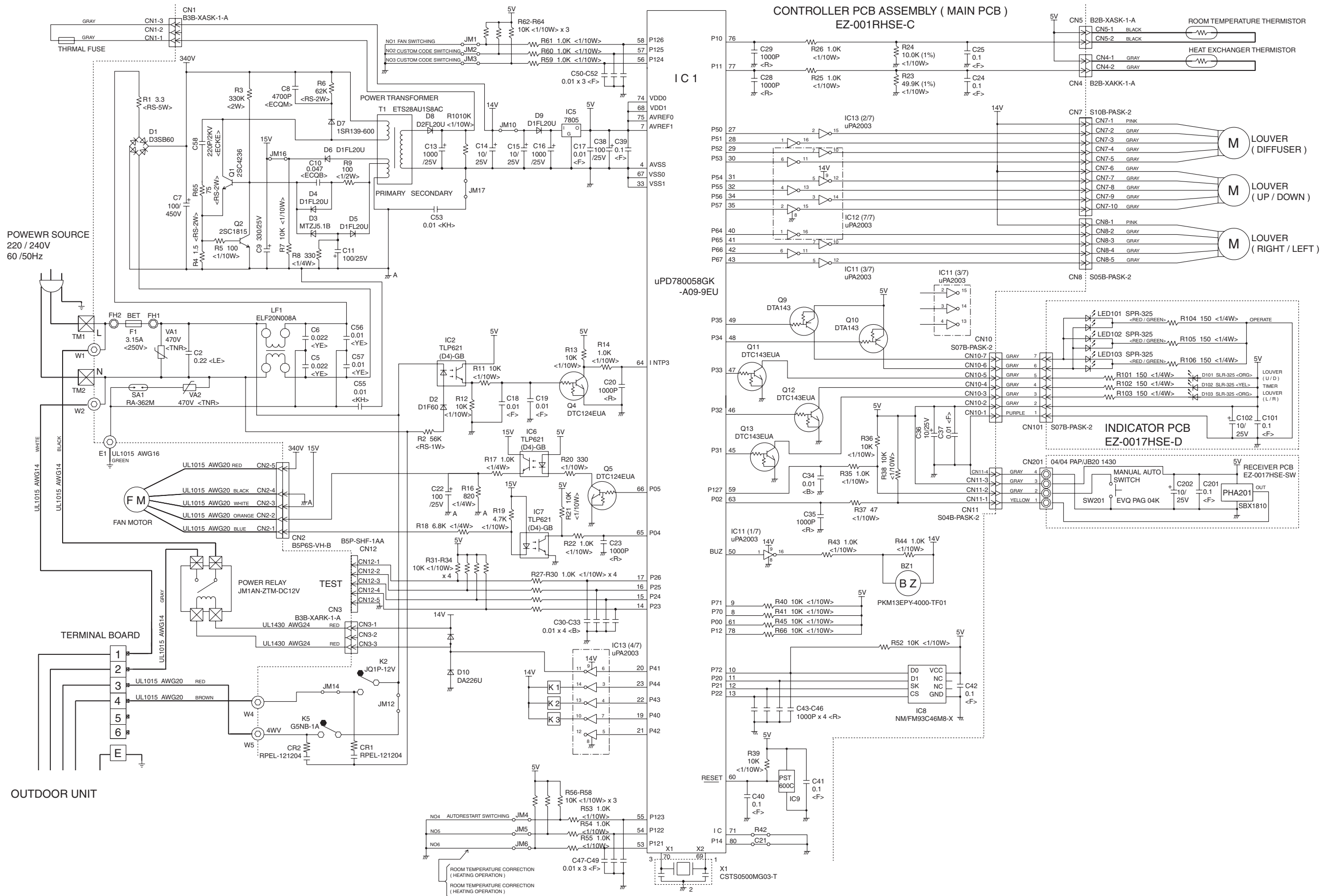
INDOOR UNIT

OUTDOOR UNIT

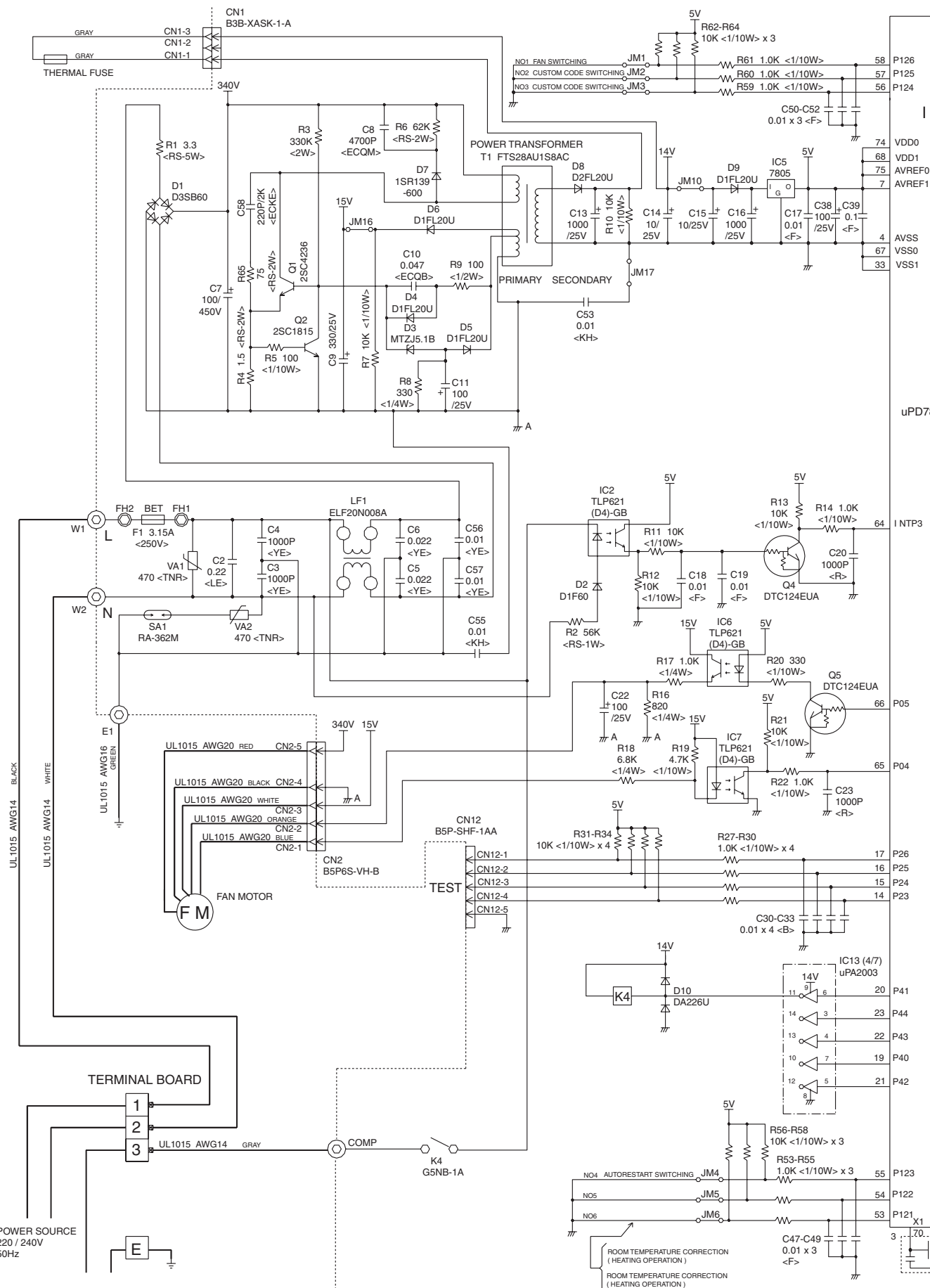


INDOOR PRINTED CIRCUIT BOARD CIRCUIT DIAGRAM

Model : RJW-14HB



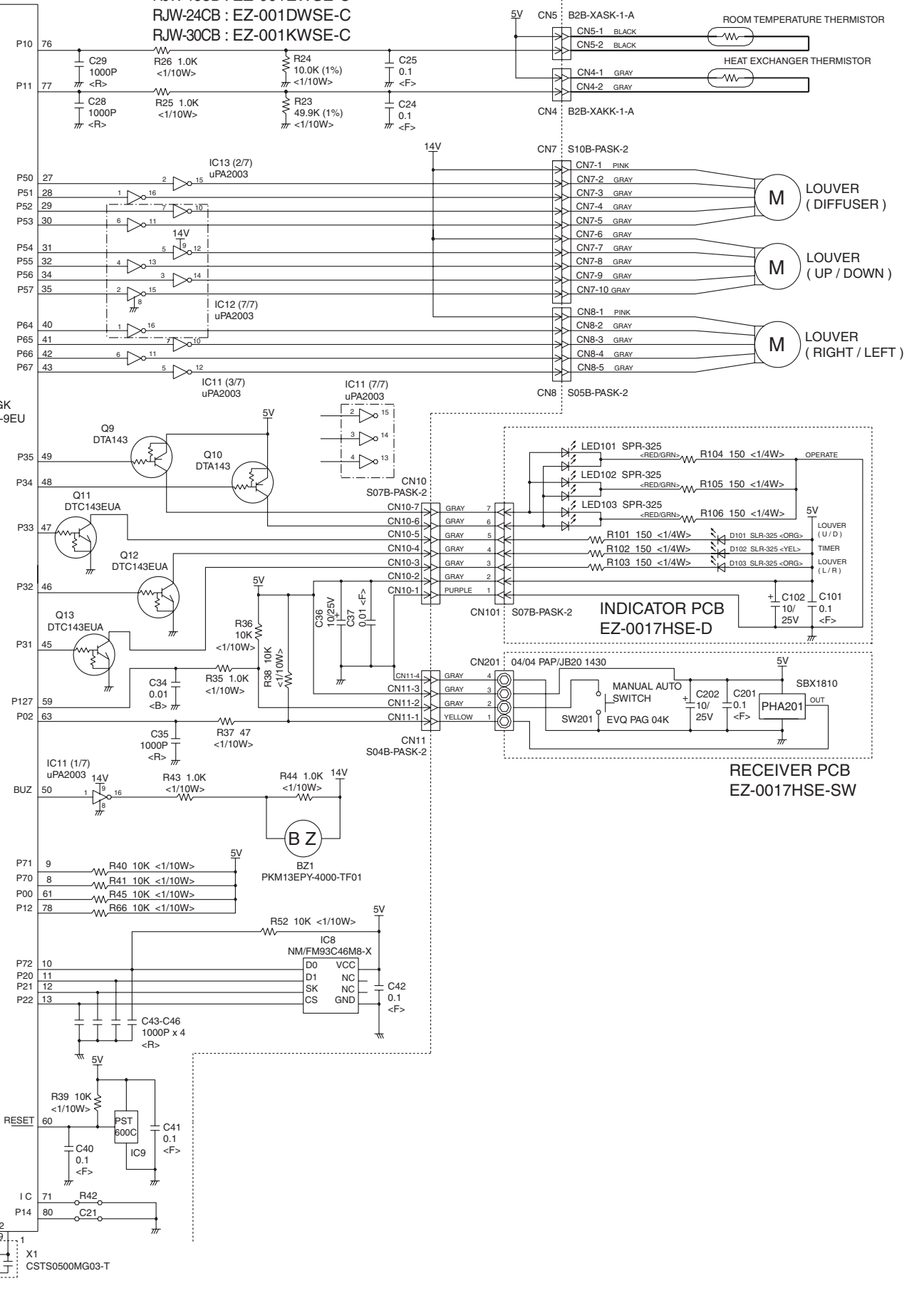
Models : RJW-18CB
 RJW-24CB
 RJW-30CB



OUTDOOR UNIT

CONTROLLER PCB ASSEMBLY (MAIN PCB)

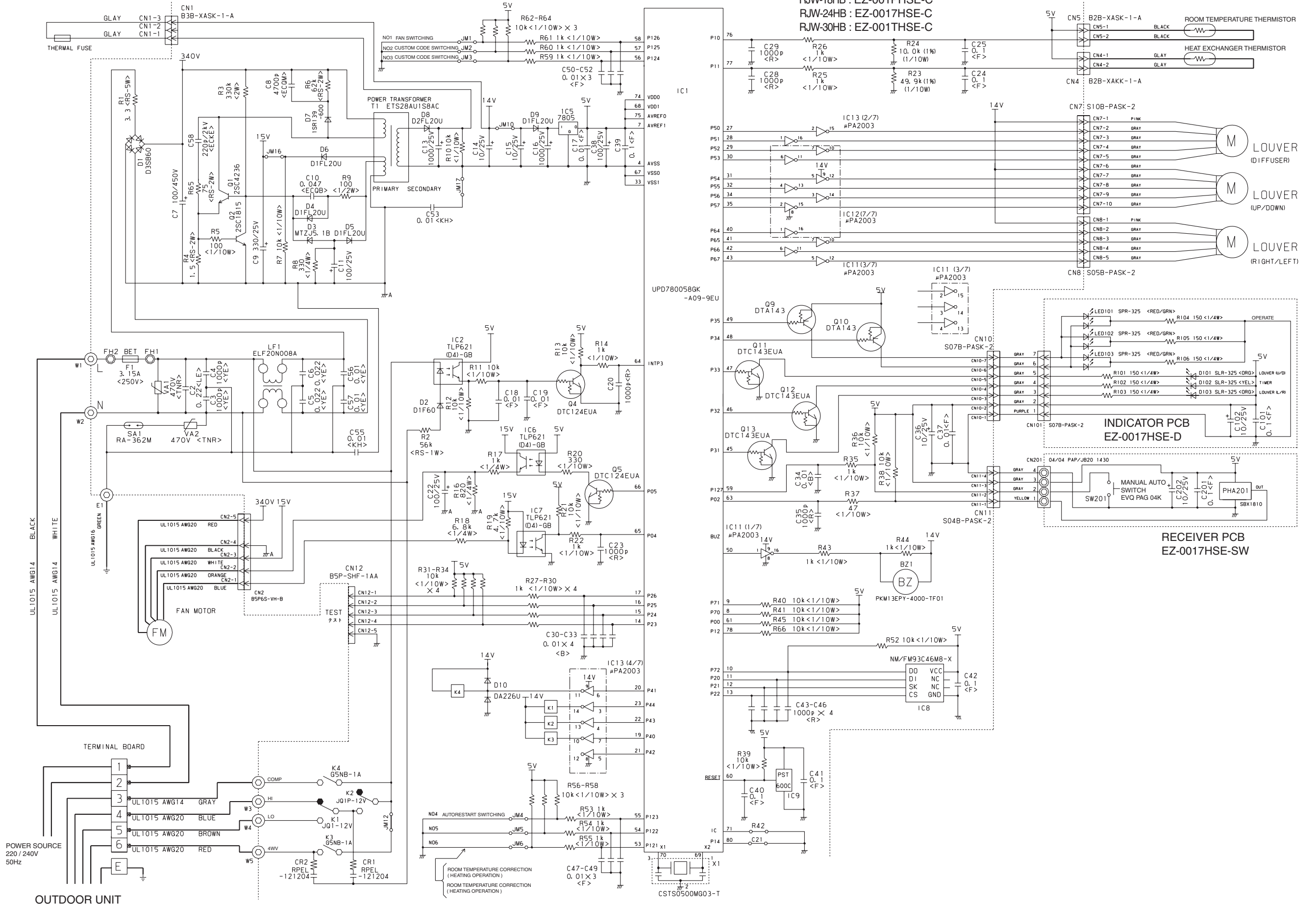
RJW-18CB : EZ-001EWSE-C
 RJW-24CB : EZ-001DWSE-C
 RJW-30CB : EZ-001KWSE-C



Models : RJW-18HB
 RJW-24HB
 RJW-30HB

CONTROLLER PCB ASSEMBLY (MAIN PCB)

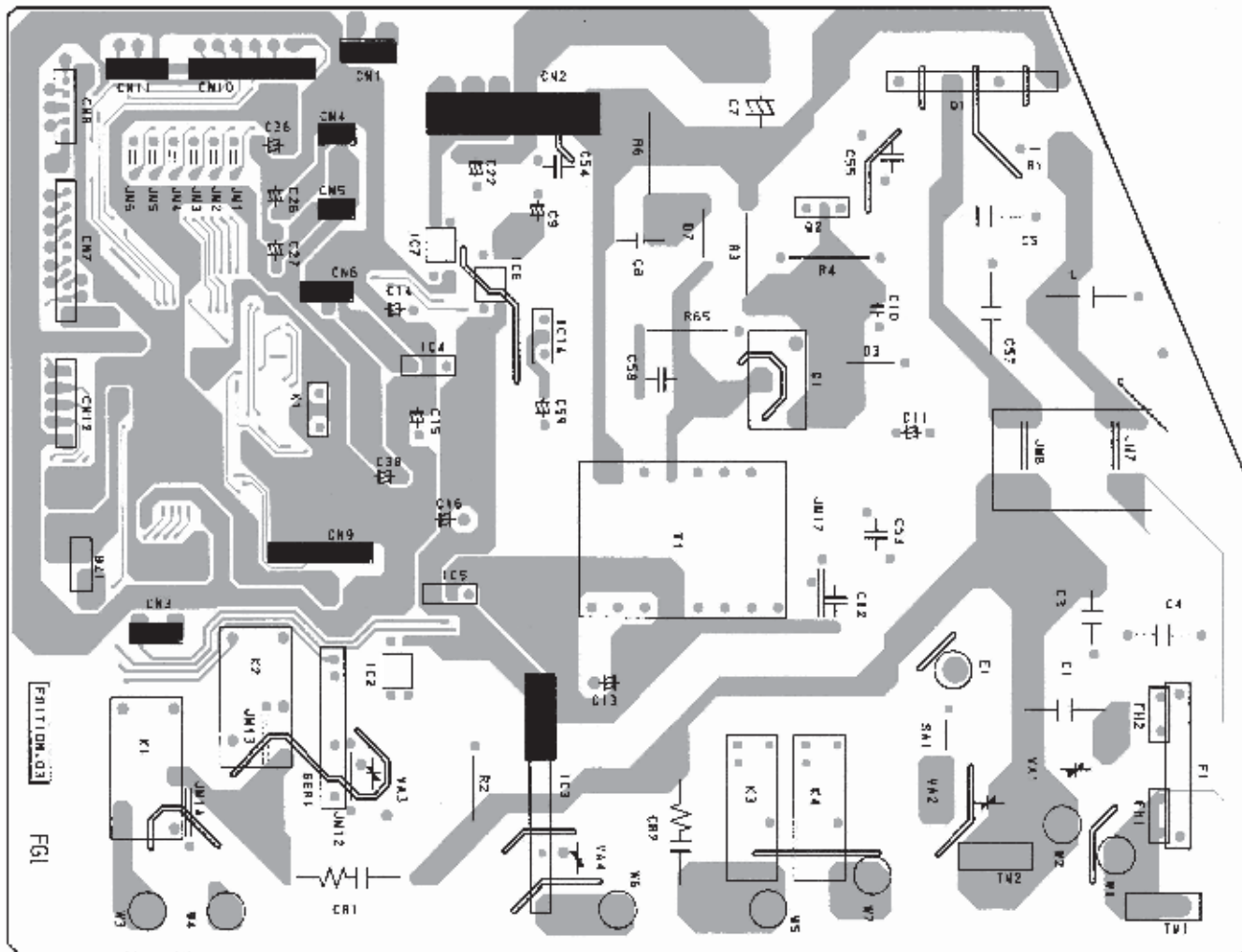
RJW-18HB : EZ-001PHSE-C
 RJW-24HB : EZ-0017HSE-C
 RJW-30HB : EZ-001THSE-C



P.C.B.O.A.R.D LAYOUTS

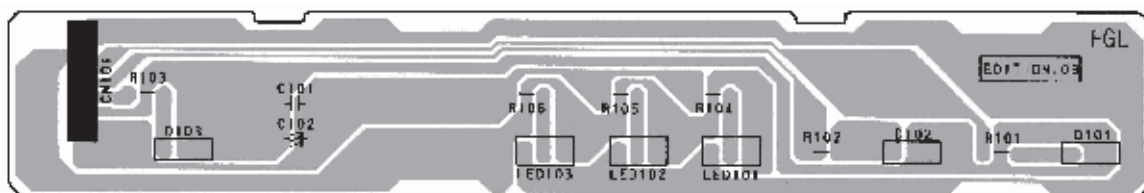
CONTROLLER PCB ASSEMBLY (MAIN PCB)

(Viewed from the solder side)



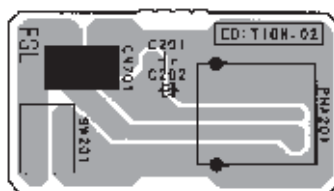
RECEIVER PCB ASSEMBLY

(Viewed from the solder side)



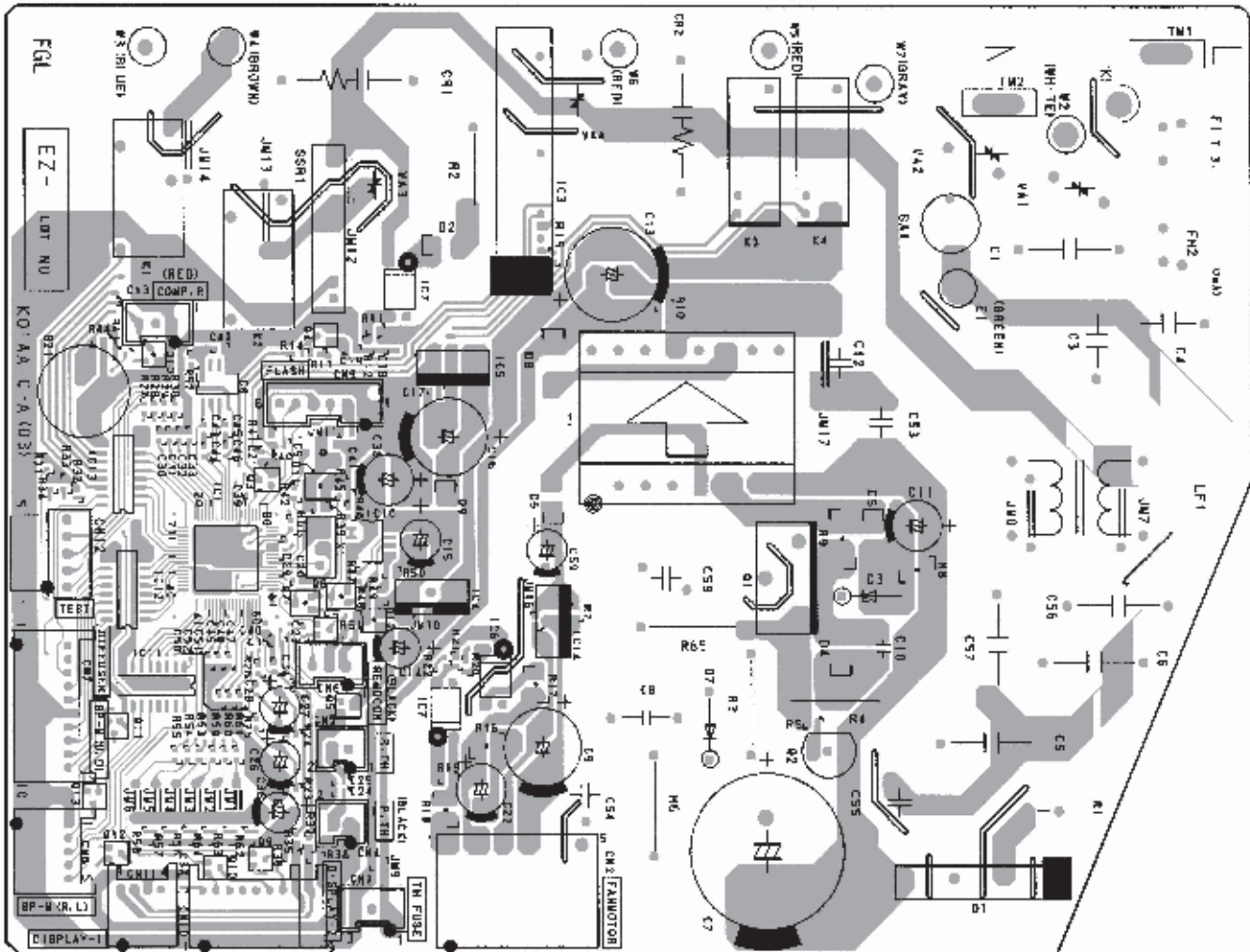
INDICATOR PCB ASSEMBLY

(Viewed from the solder side)



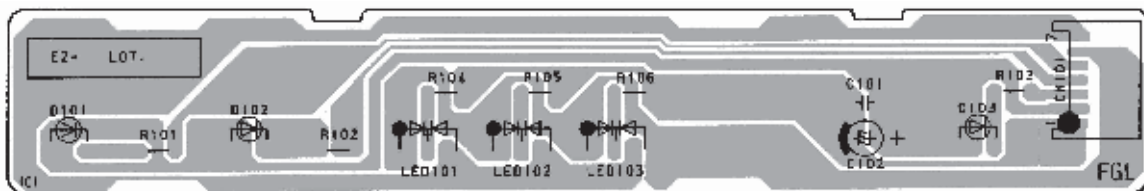
CONTROLLER PCB ASSEMBLY (MAIN PCB)

(Viewed from the component side)



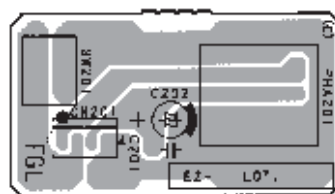
RECEIVER PCB ASSEMBLY

(Viewed from the component side)



INDICATOR PCB ASSEMBLY

(Viewed from the component side)



E R R O R C O N T E N T S

● Error

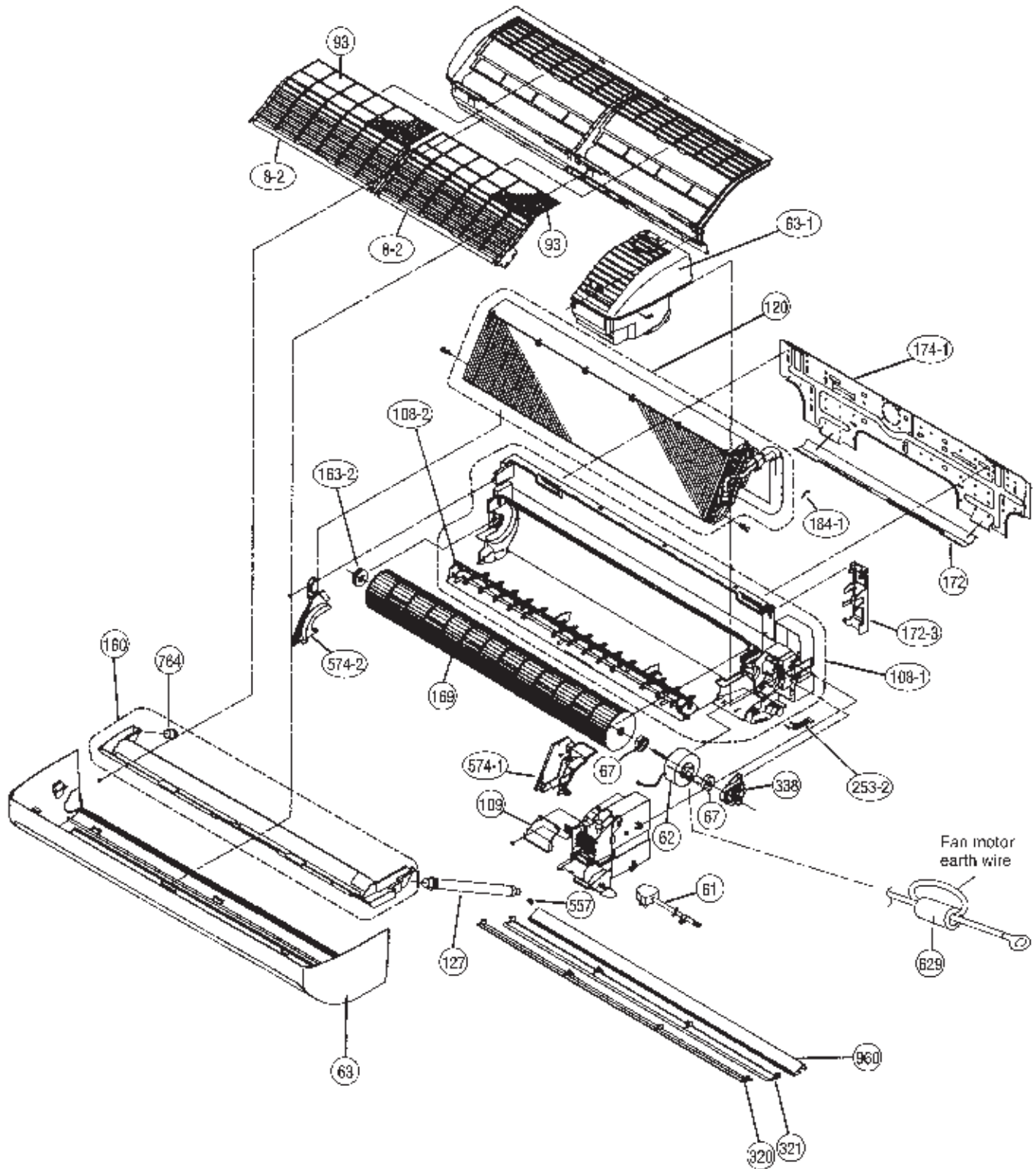
The OPERATION, TIMER and SWING lamps operate as follows according to the error contents.

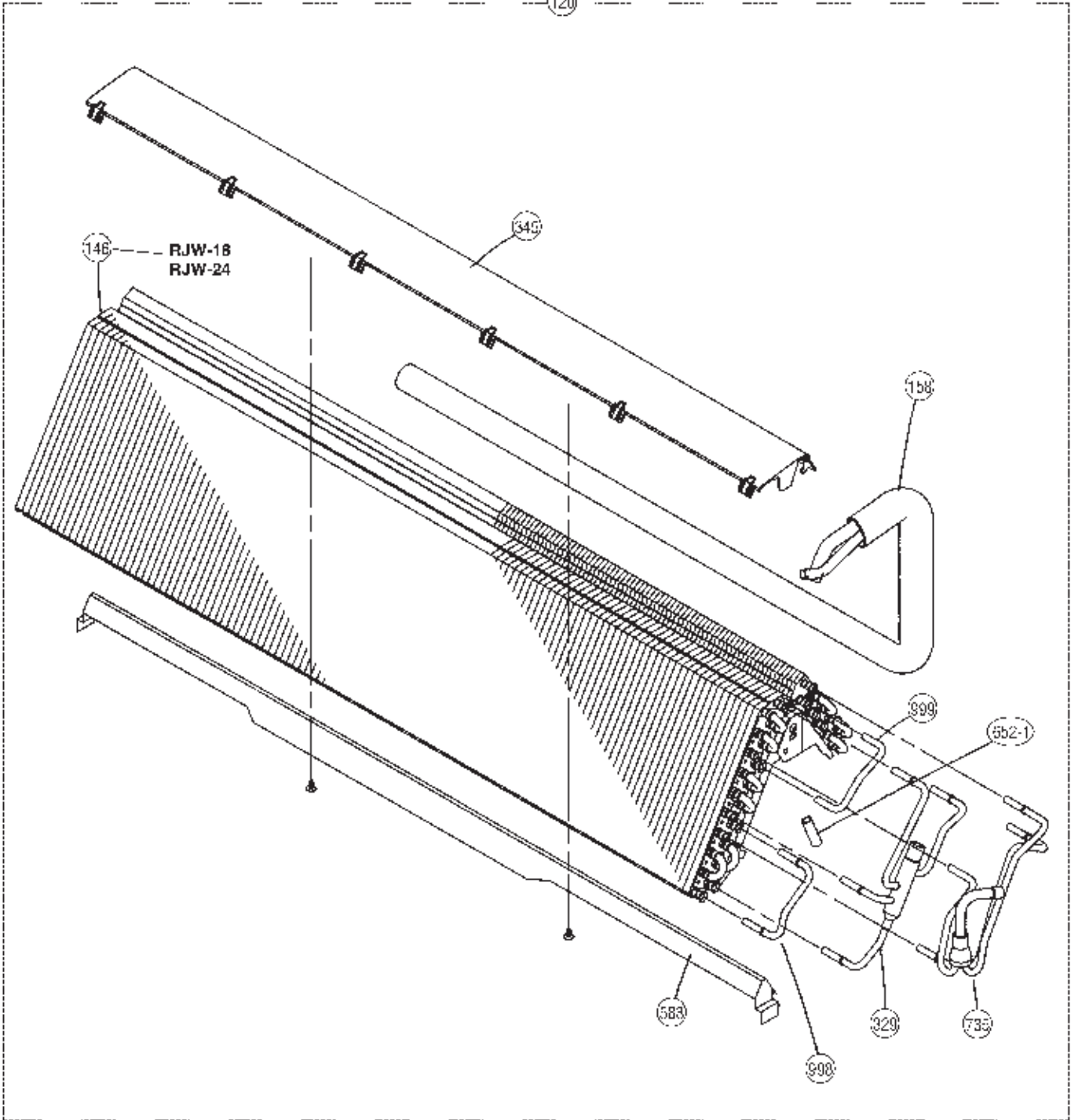
○ : Fast flashing ● : Slow flashing – : Off

| Error contents | Error display | | |
|--|--------------------|-------------------|-------------------|
| | OPERATION (RED) | TIMER (YELLOW) | SWING (ORANGE) |
| Indoor unit circuit board error | ○ | ○ | – |
| Indoor unit room temperature sensor wire opened | 2 times ● | ○ | – |
| Indoor unit room temperature sensor wire short circuited | 2 times ● | ○ | ○ |
| Indoor unit piping sensor wire opened | 3 times ● | ○ | – |
| Indoor unit piping sensor wire short circuited | 3 times ● | ○ | ○ |
| Indoor unit fan error | 6 times ● | ○ | – |

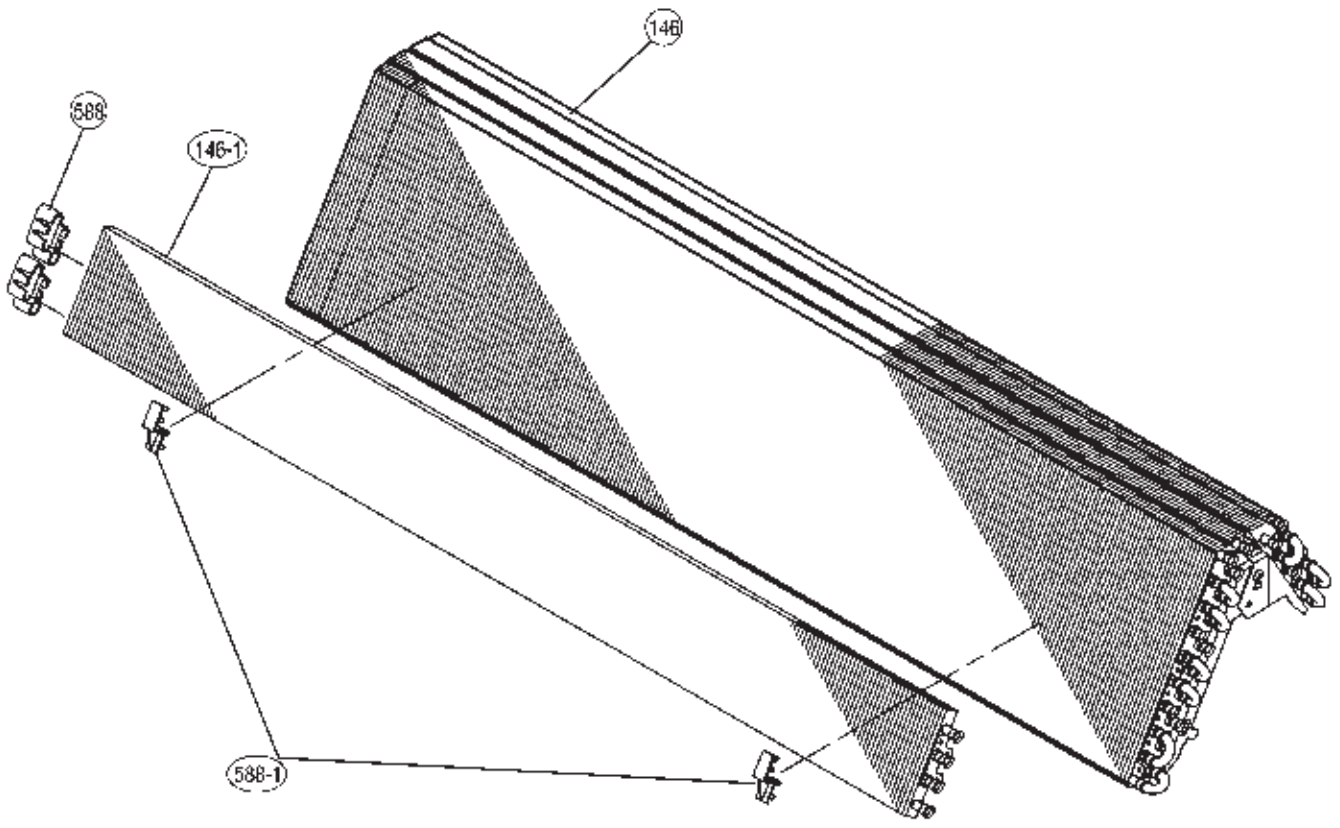
DISASSEMBLY ILLUSTRATION

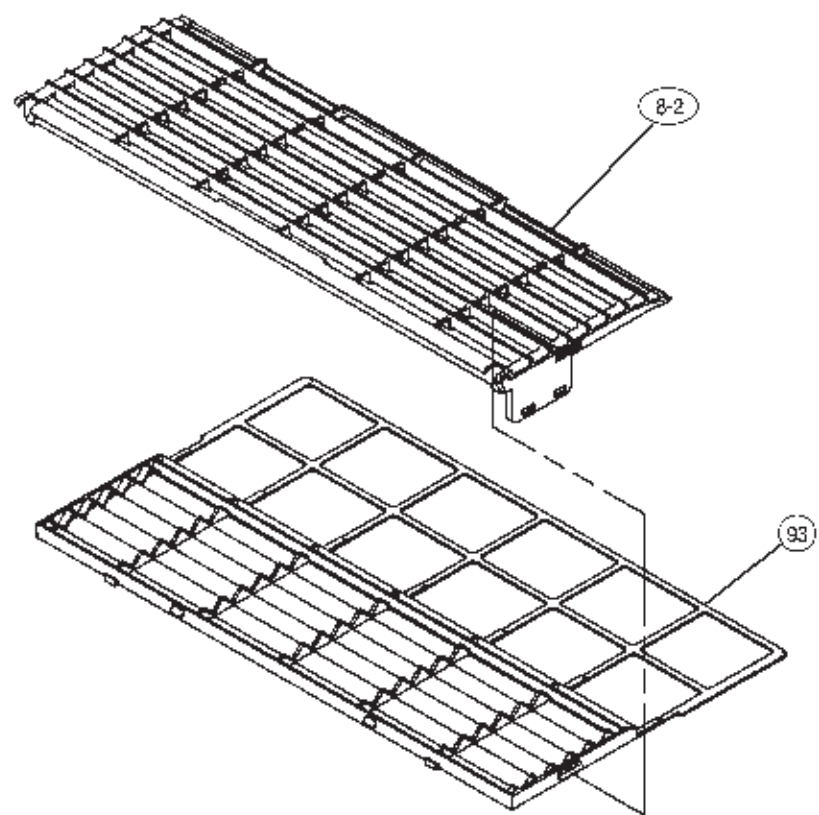
Models : RJW-14HB, RJW-18CB
RJW-18HB, RJW-24CB
RJW-24HB, RJW-30CB
RJW-30HB

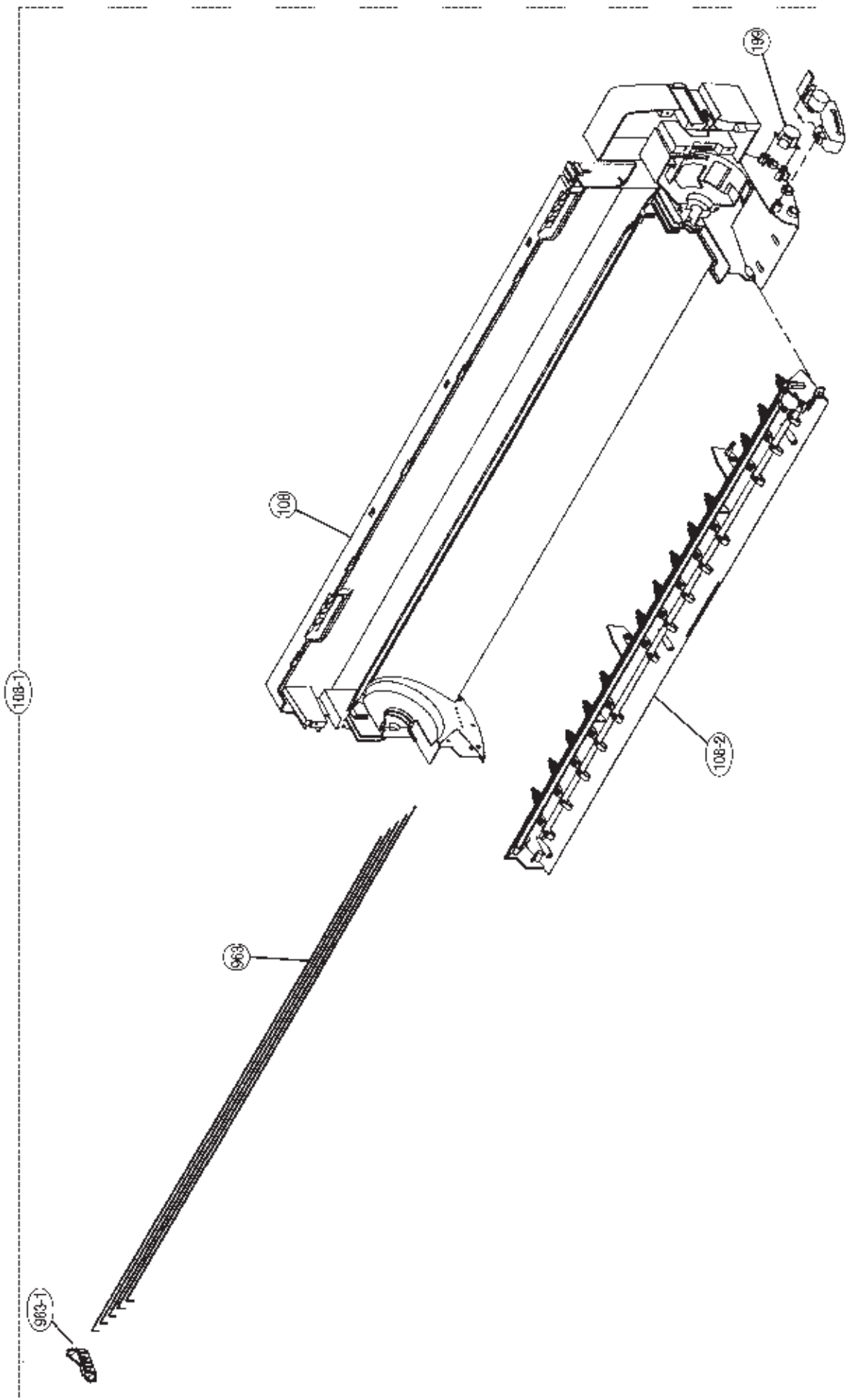


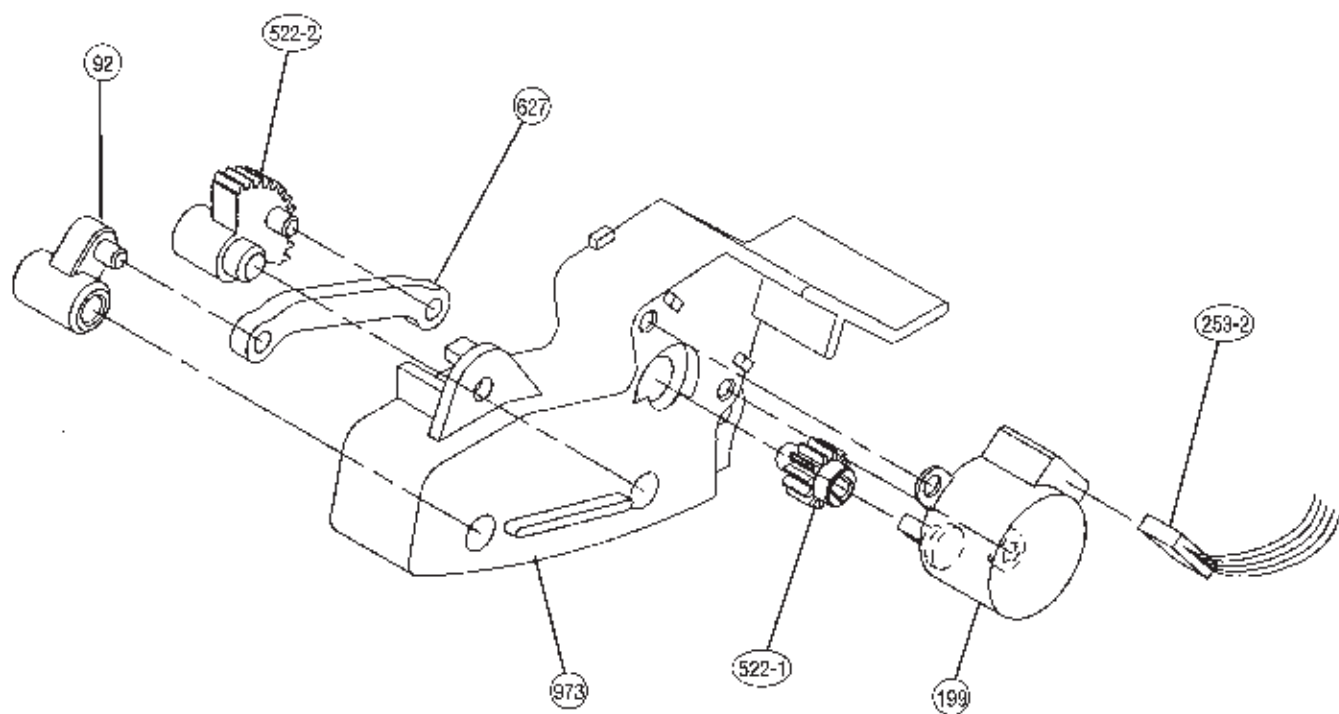


Models : RJW-30CB
RJW-30HB

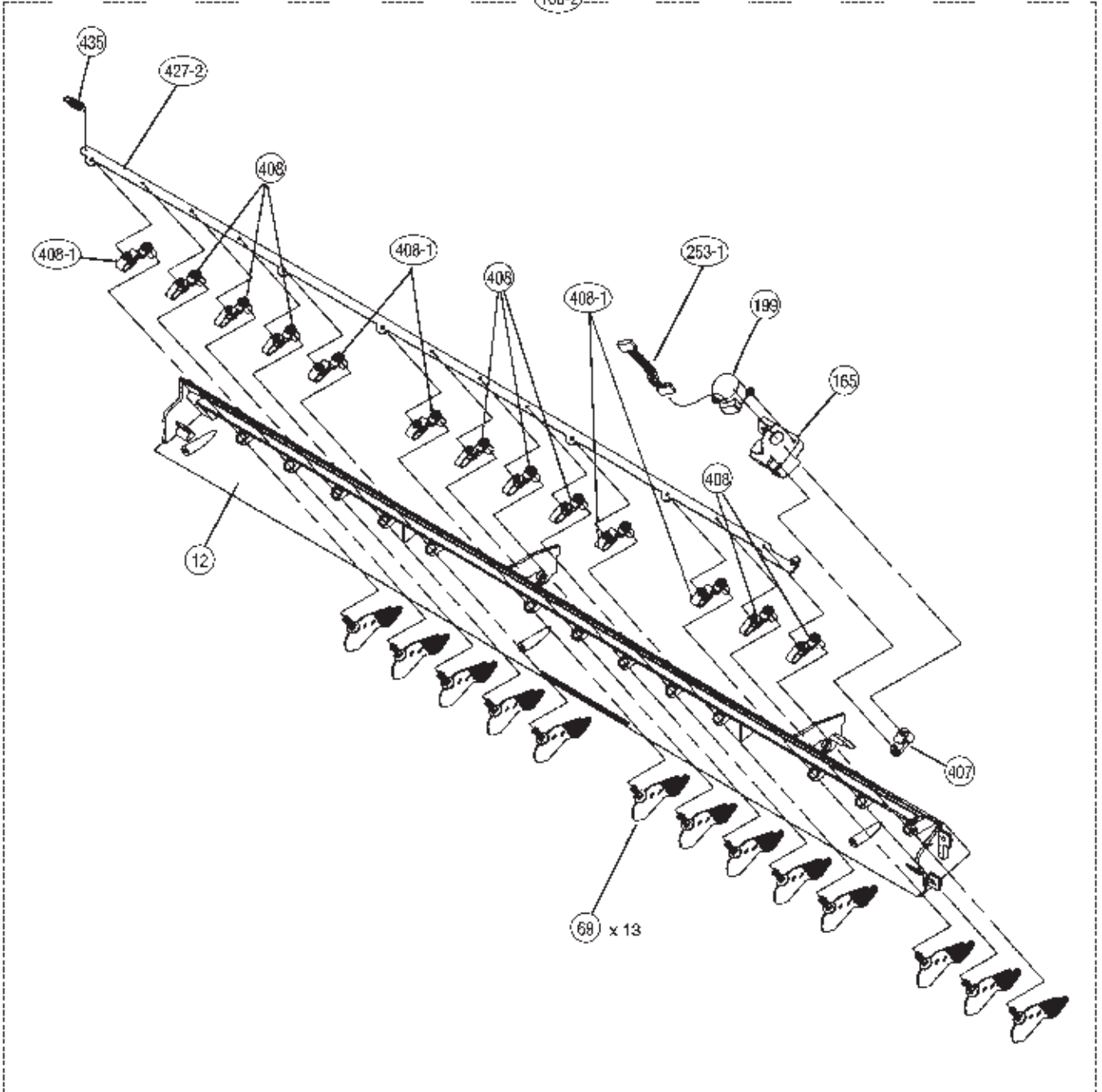


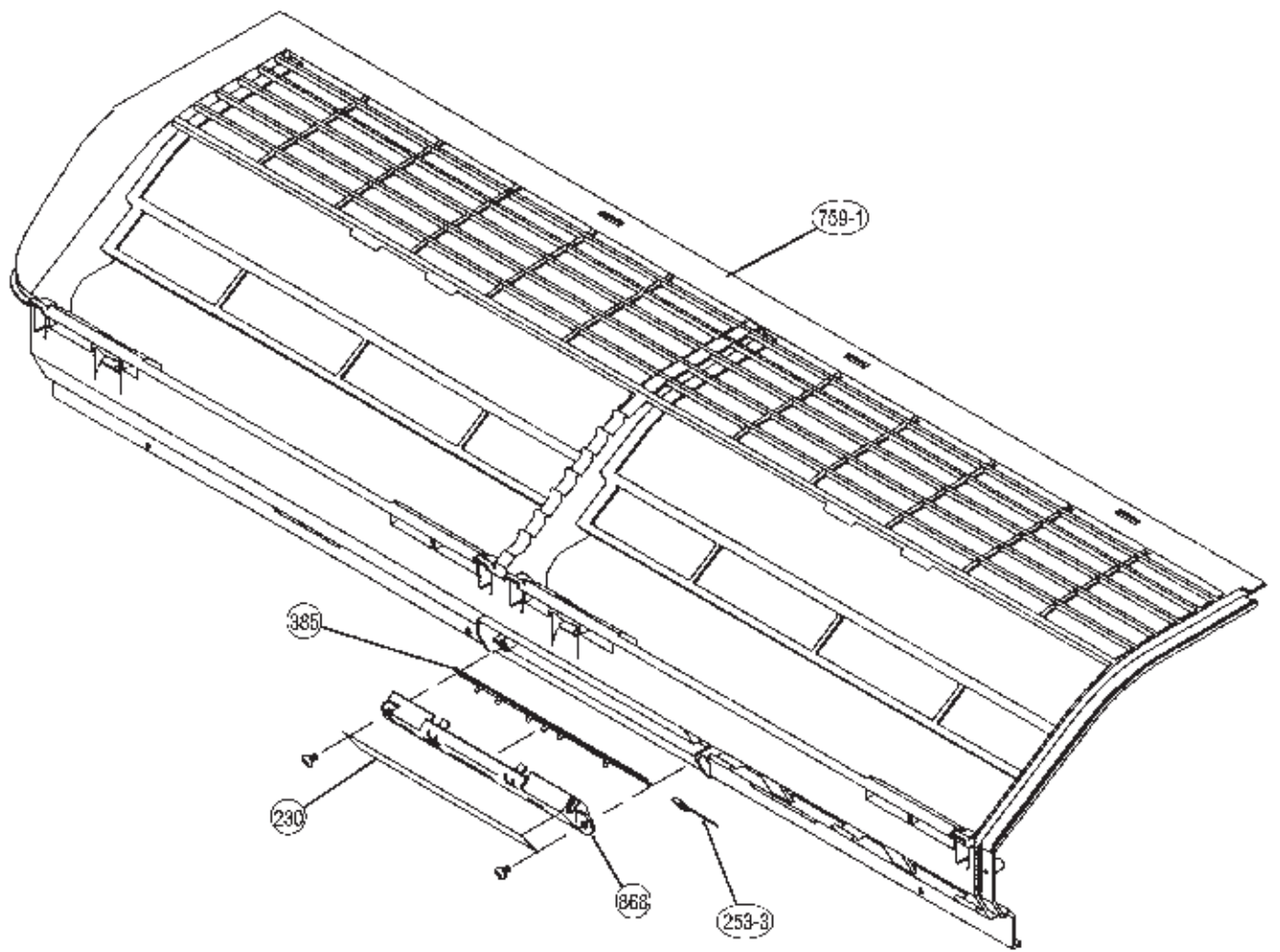


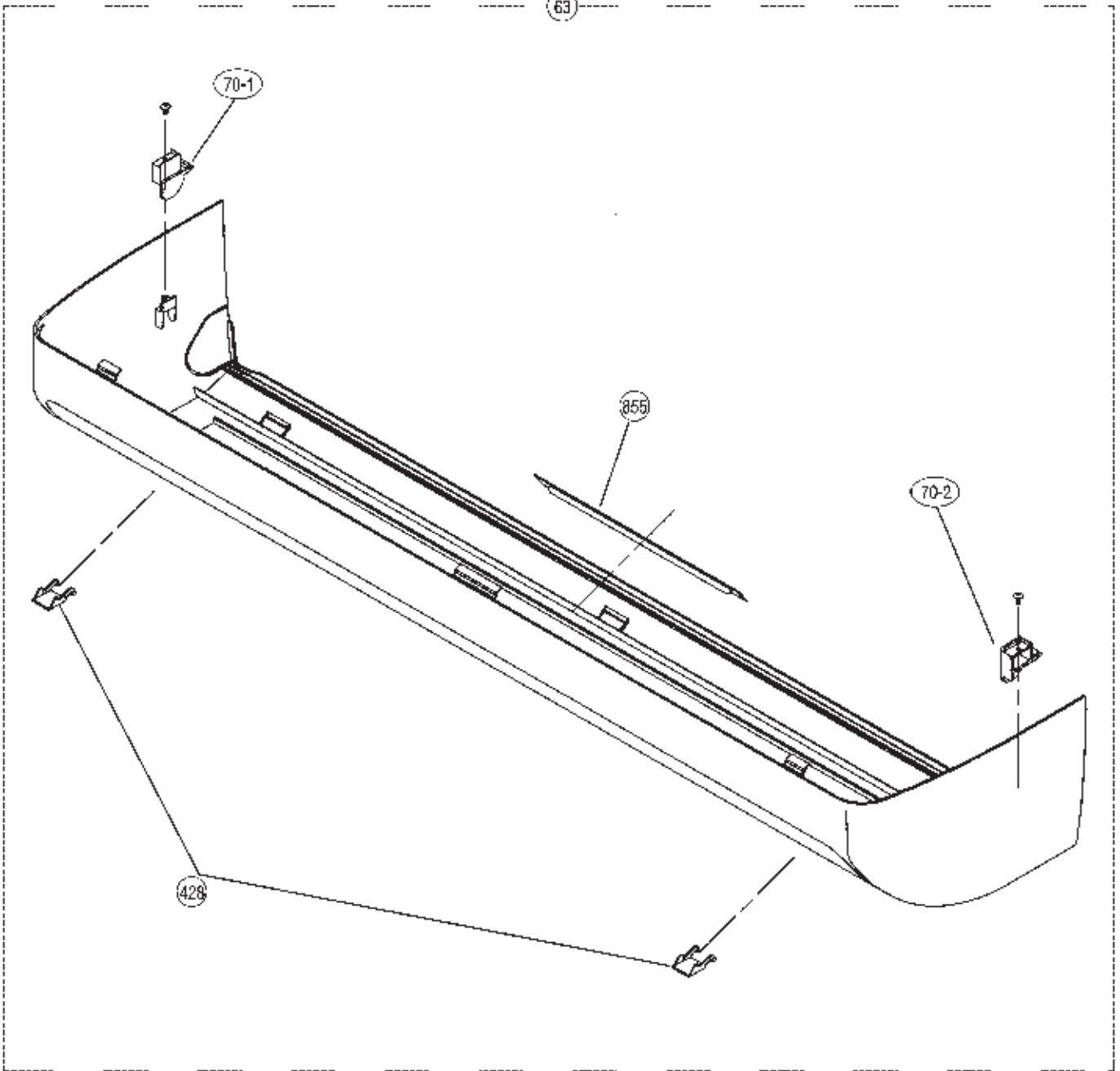


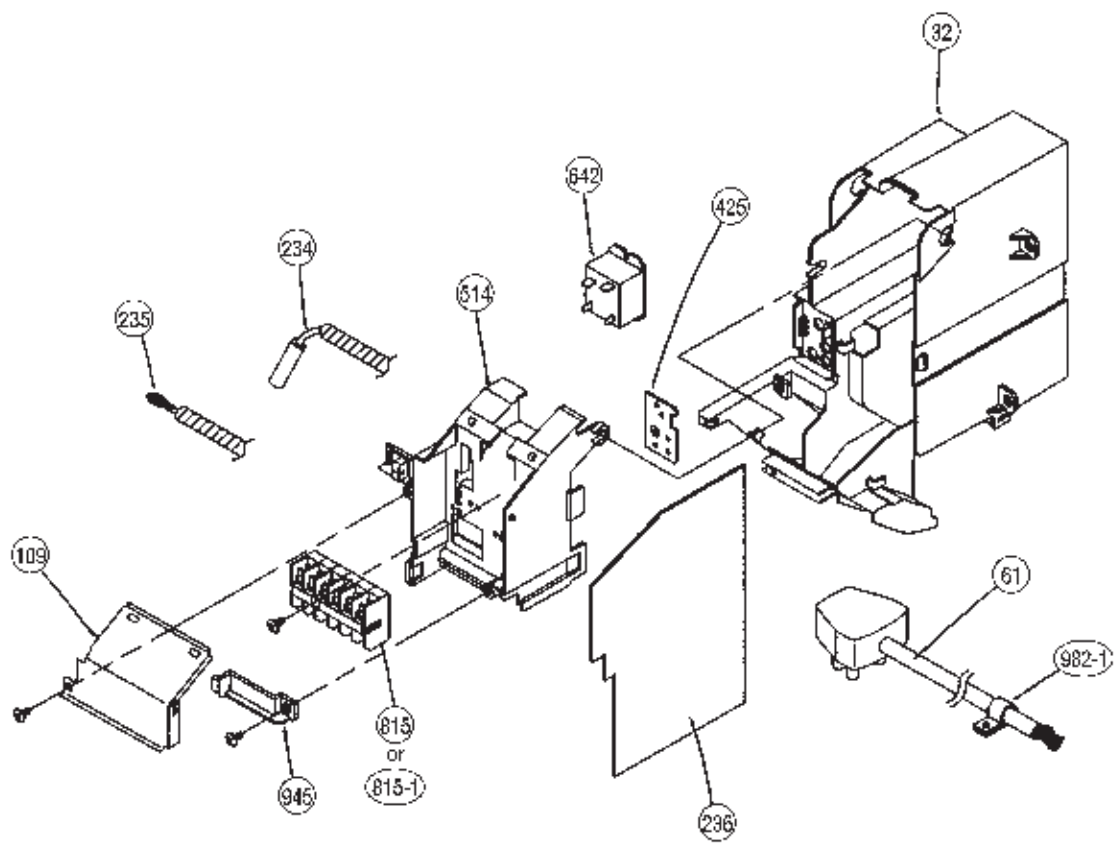


108-2

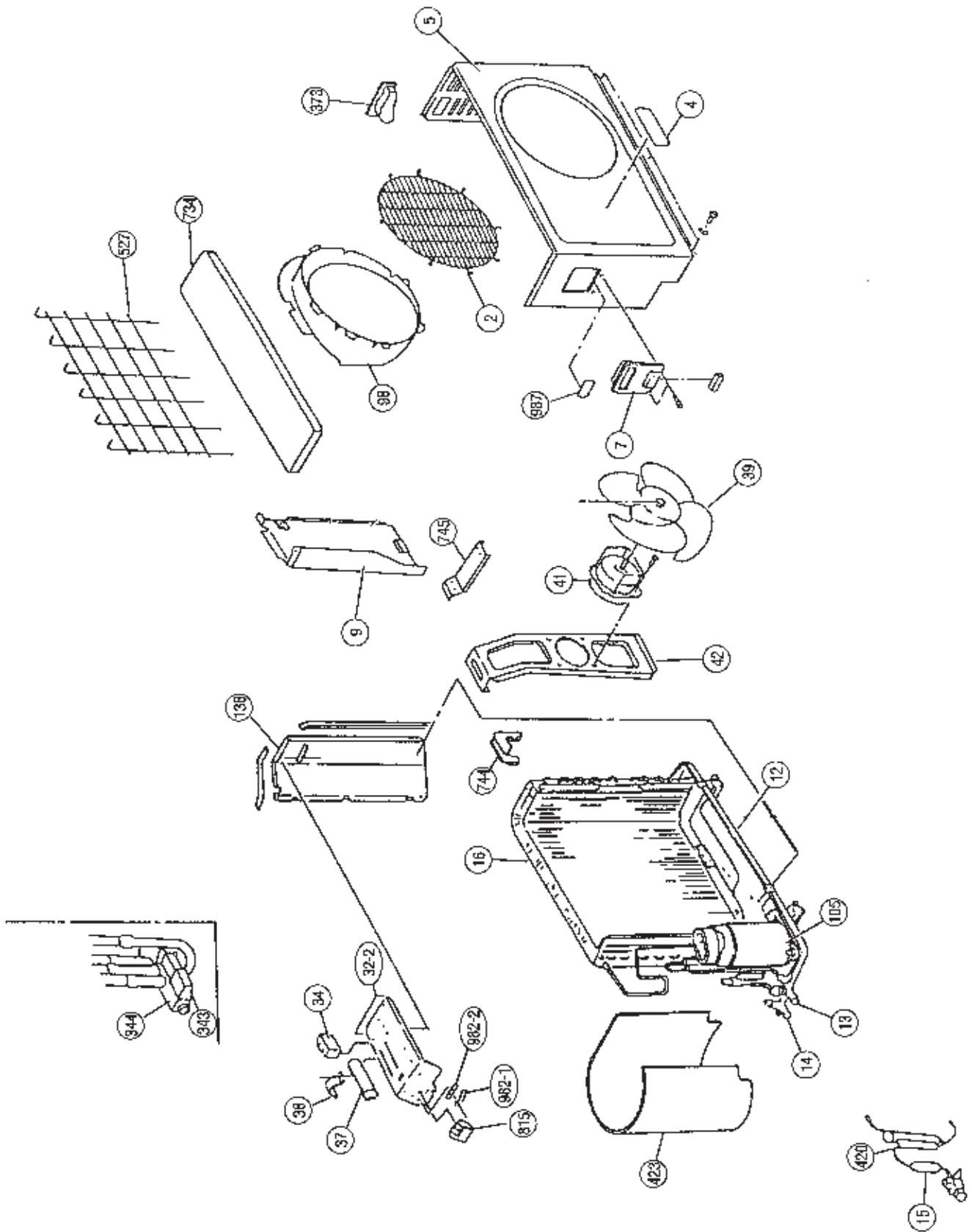




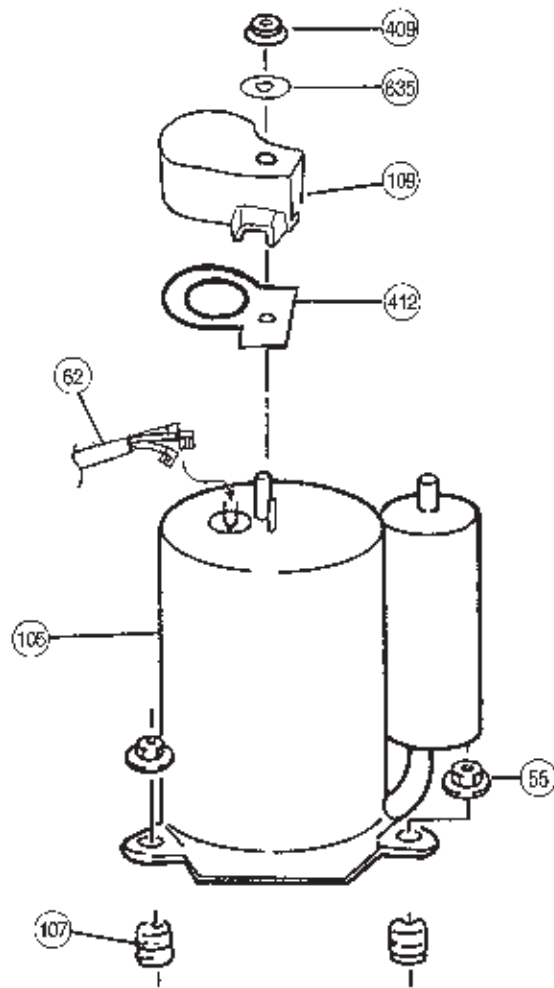




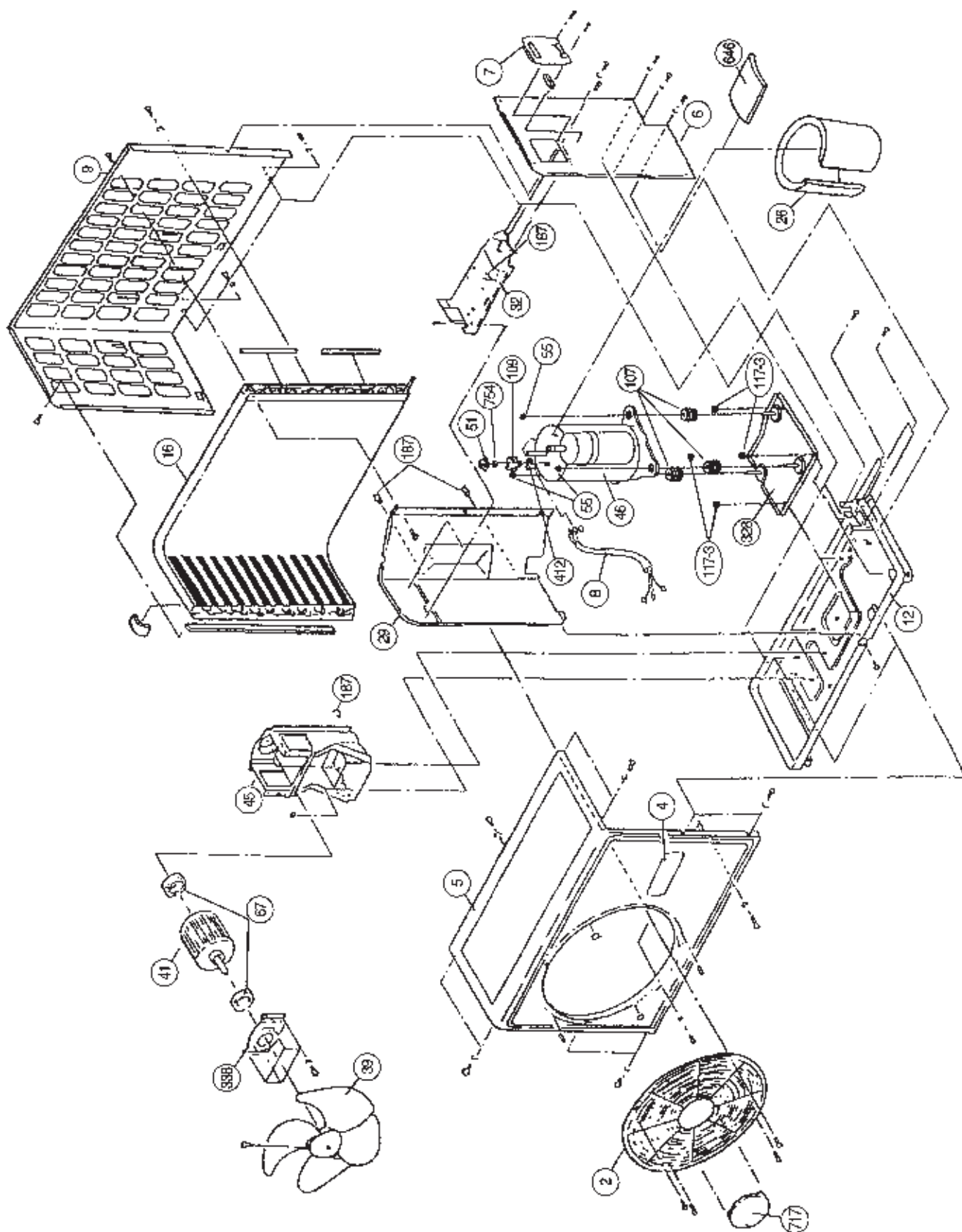
Model : ROW-14HB



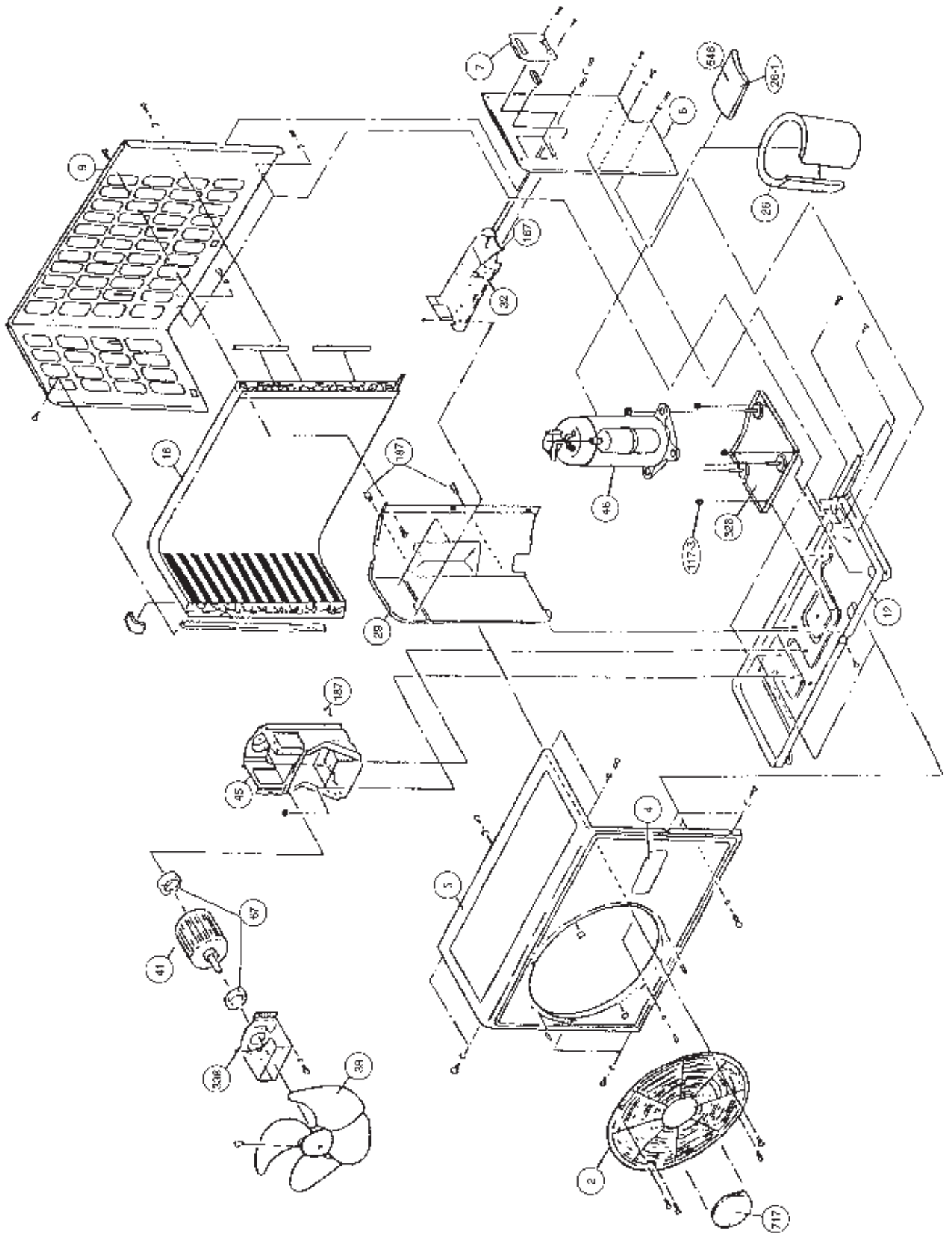
Model : ROW-14HB



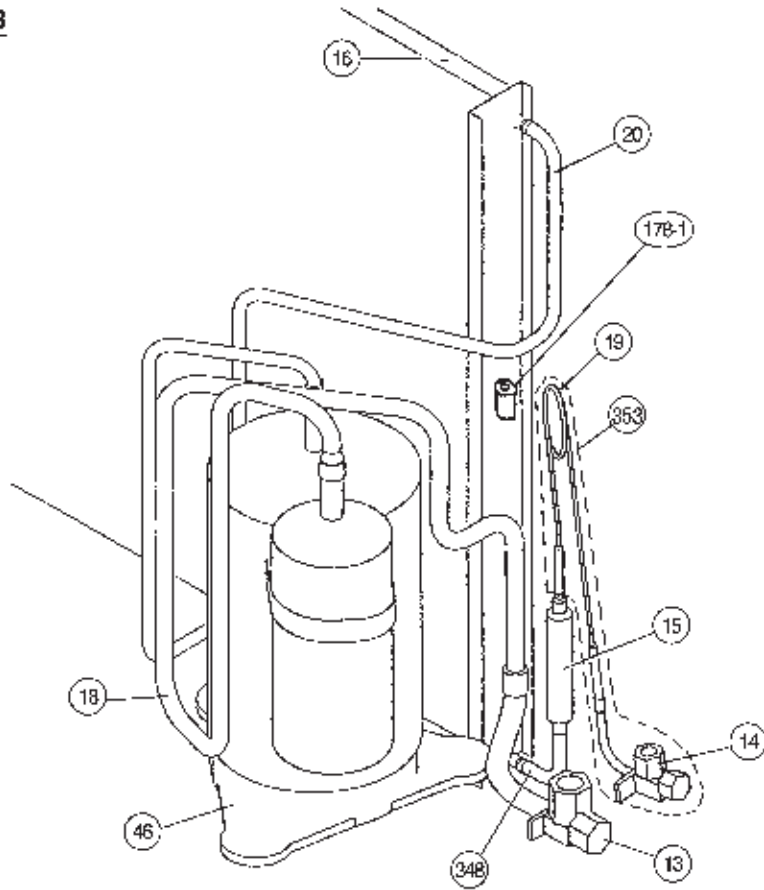
Model : ROW-18CB



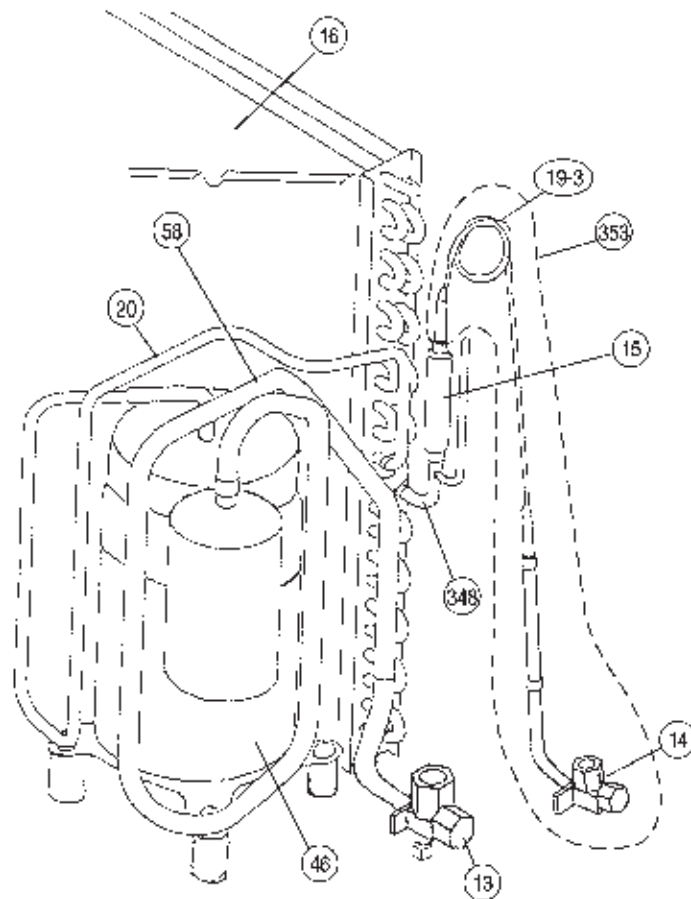
Models : ROW-18HB
ROW-24CB
ROW-24HB



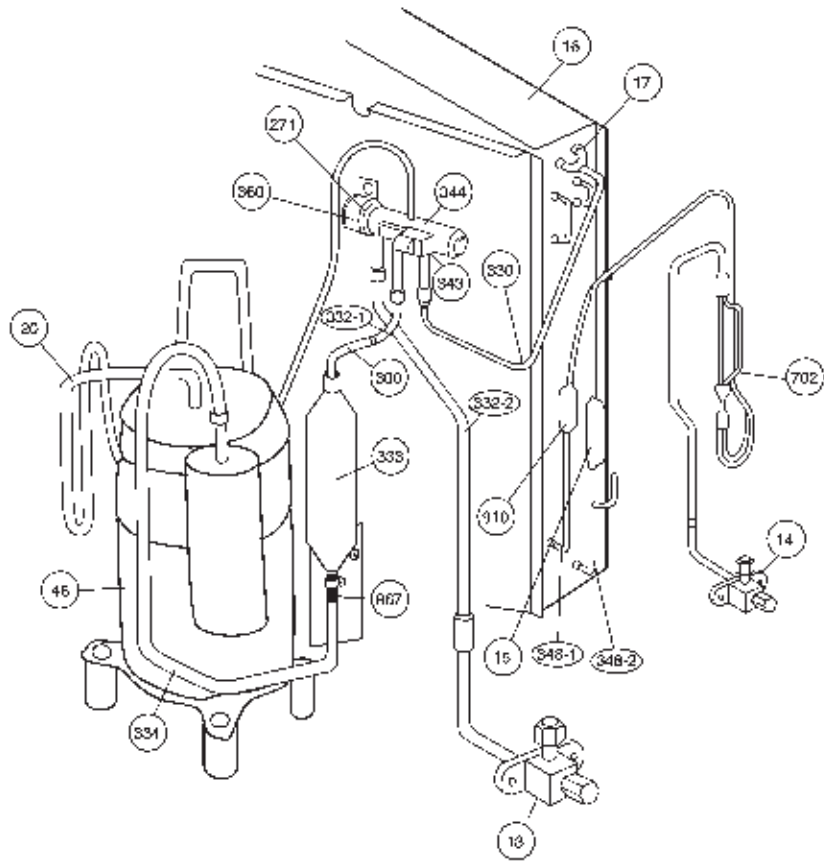
Model : ROW-18CB



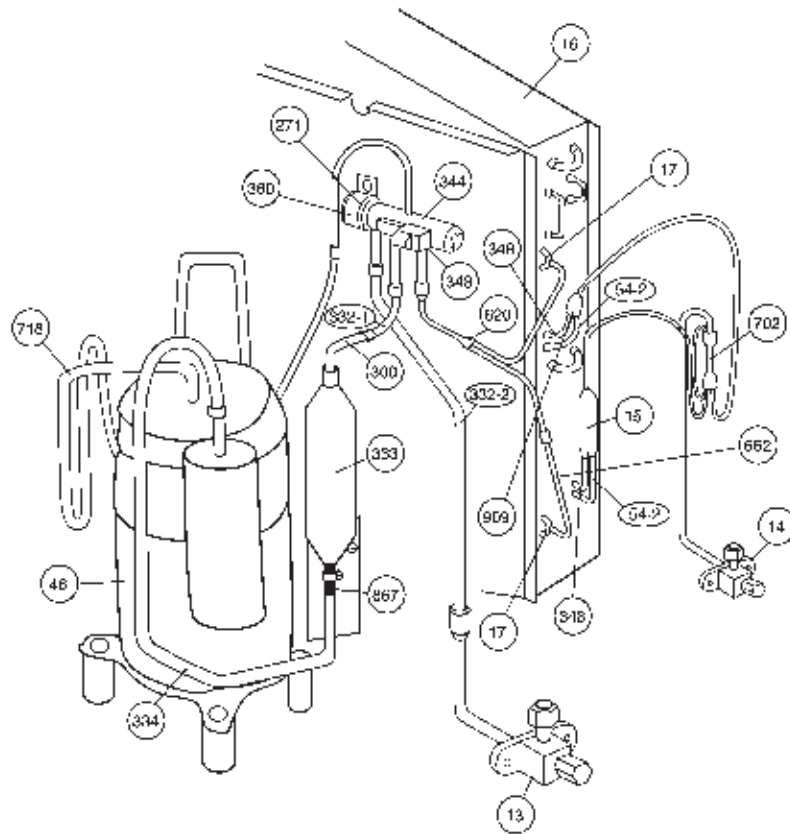
Model : ROW-24CB



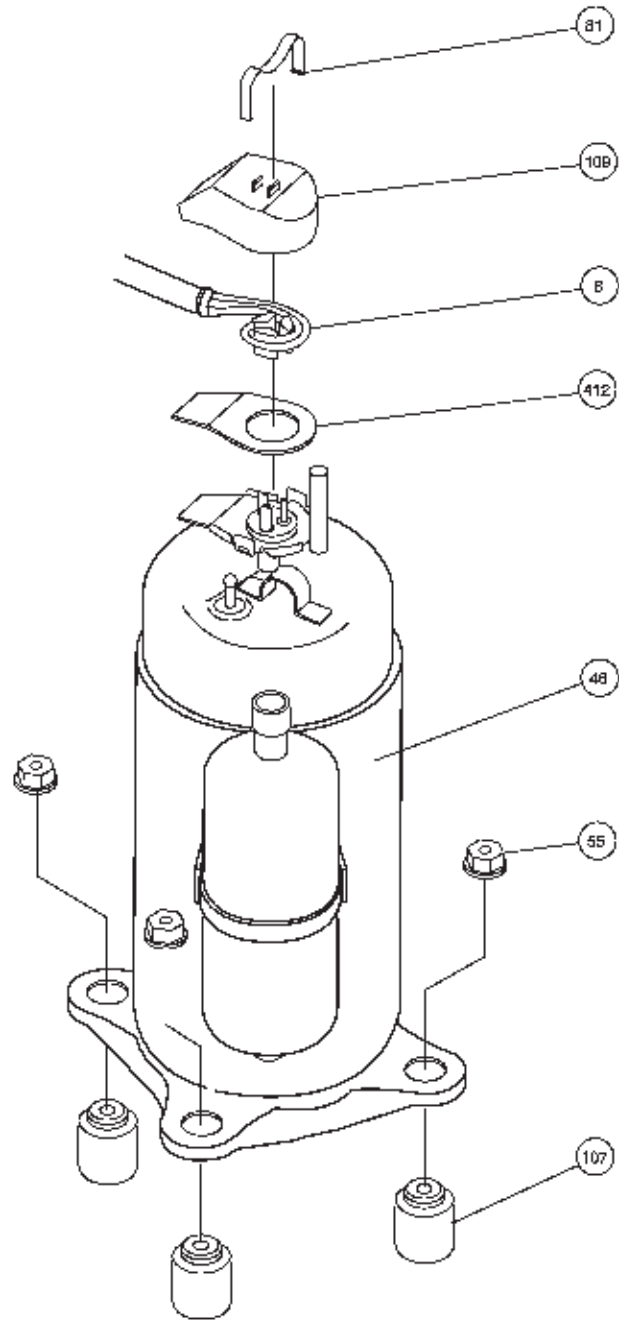
Model : ROW-18HB



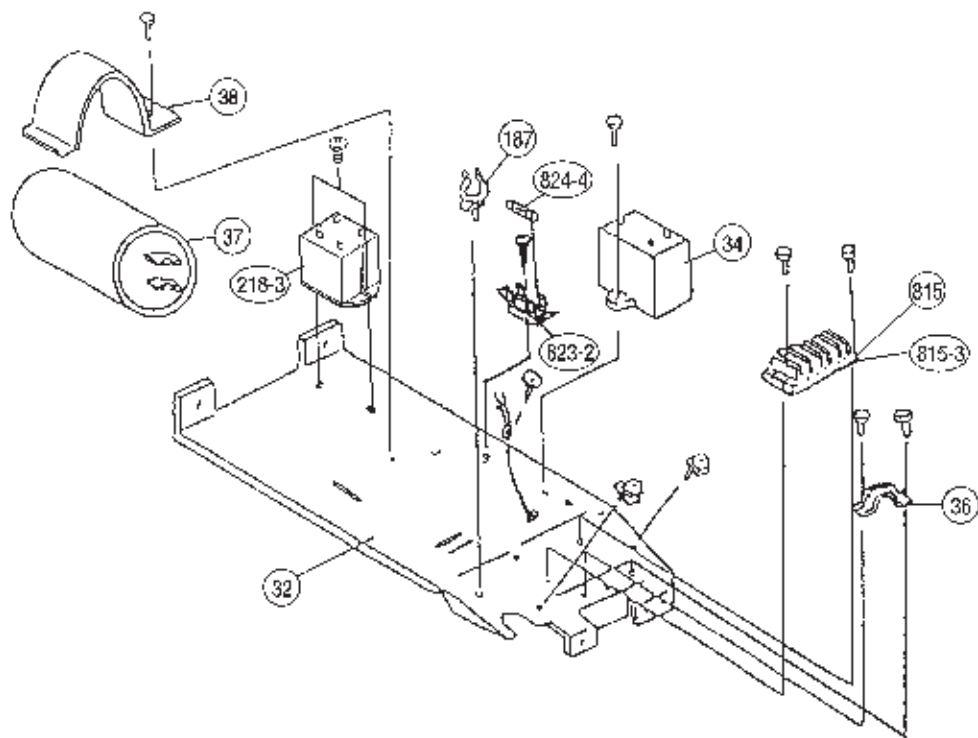
Model : ROW-24HB



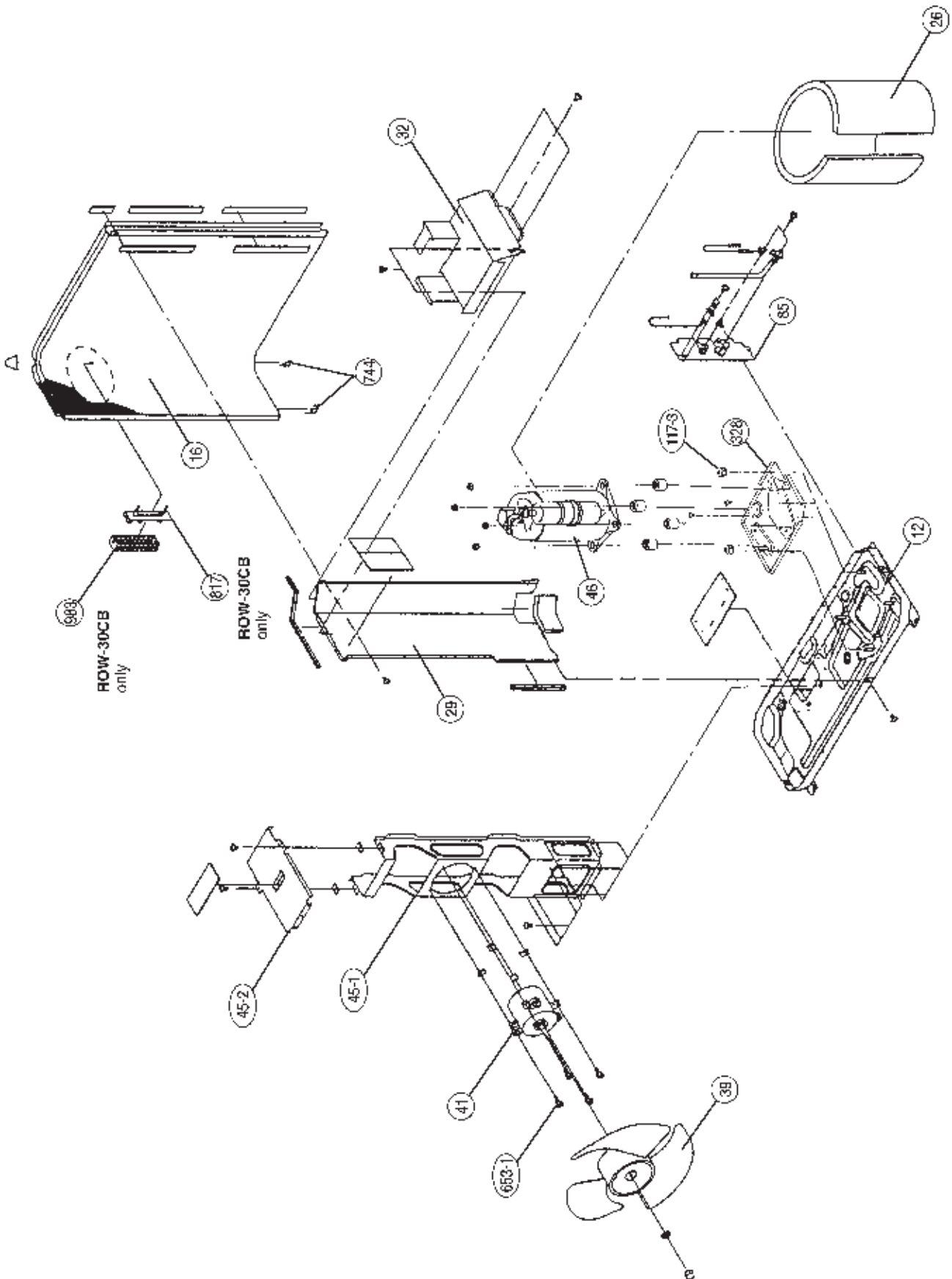
Models : ROW-18HB
ROW-24CB
ROW-24HB



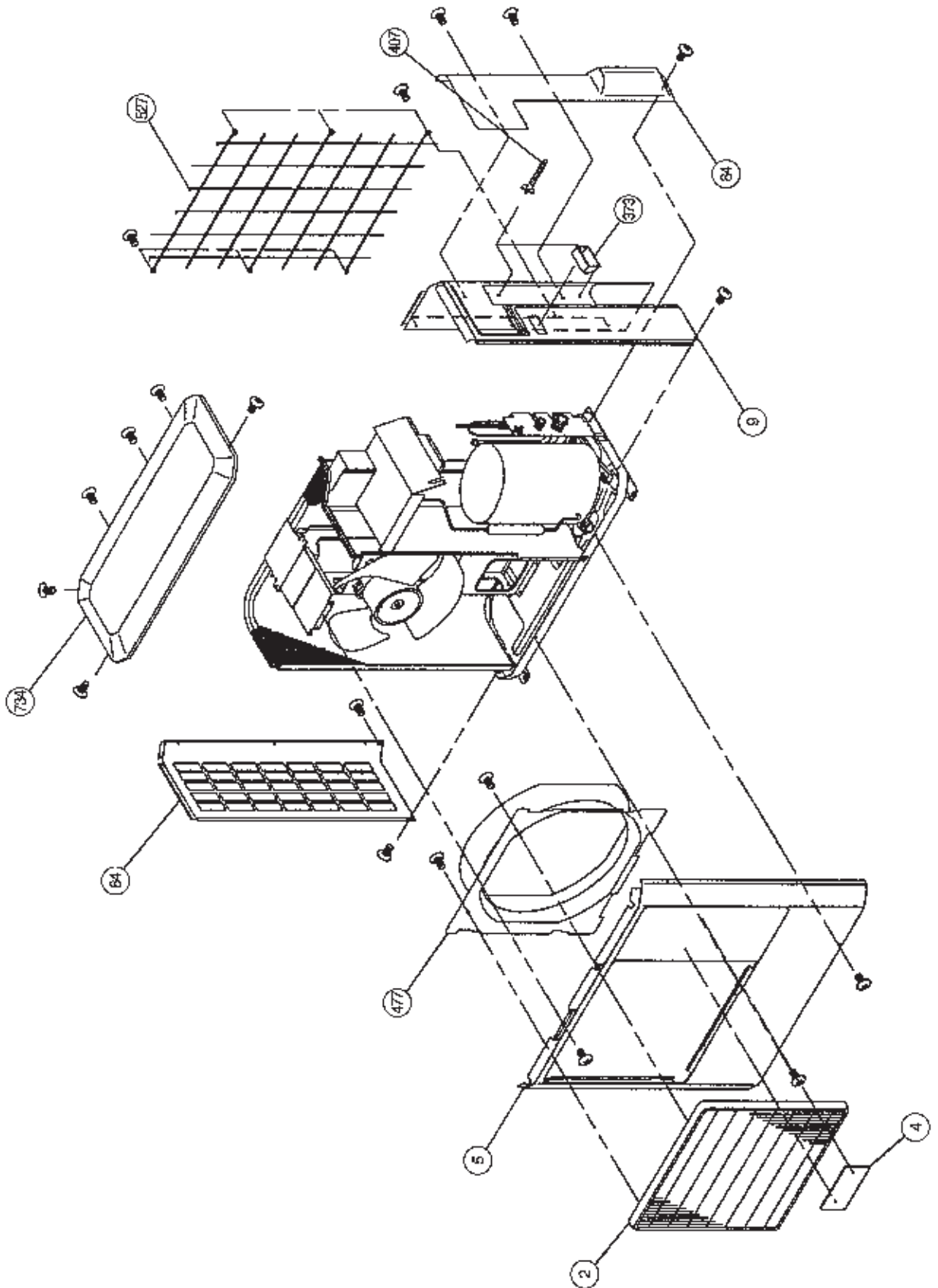
Models : ROW-18CB
ROW-18HB
ROW-24CB
ROW-24HB



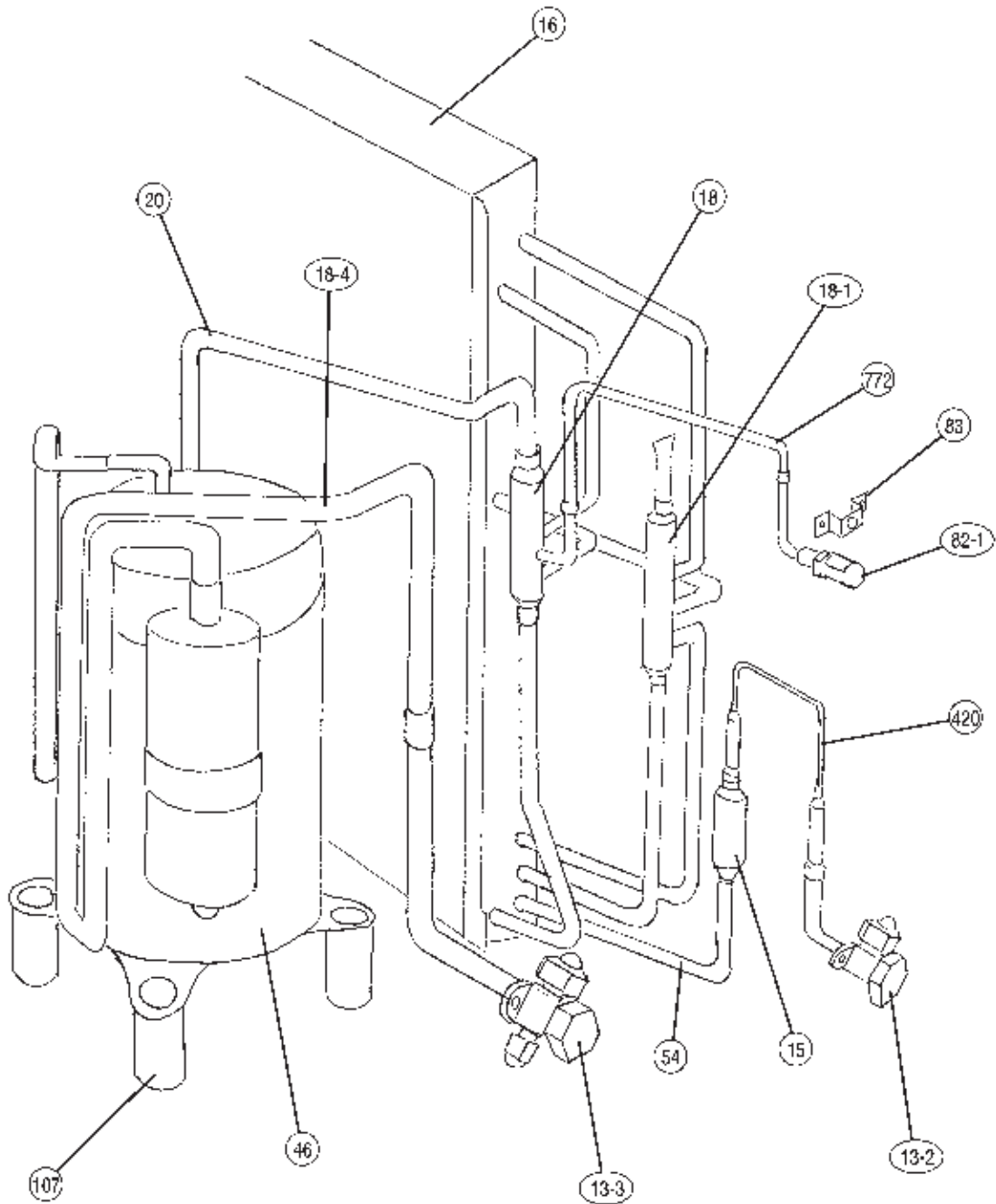
Models : ROW-30CB
ROW-30HB



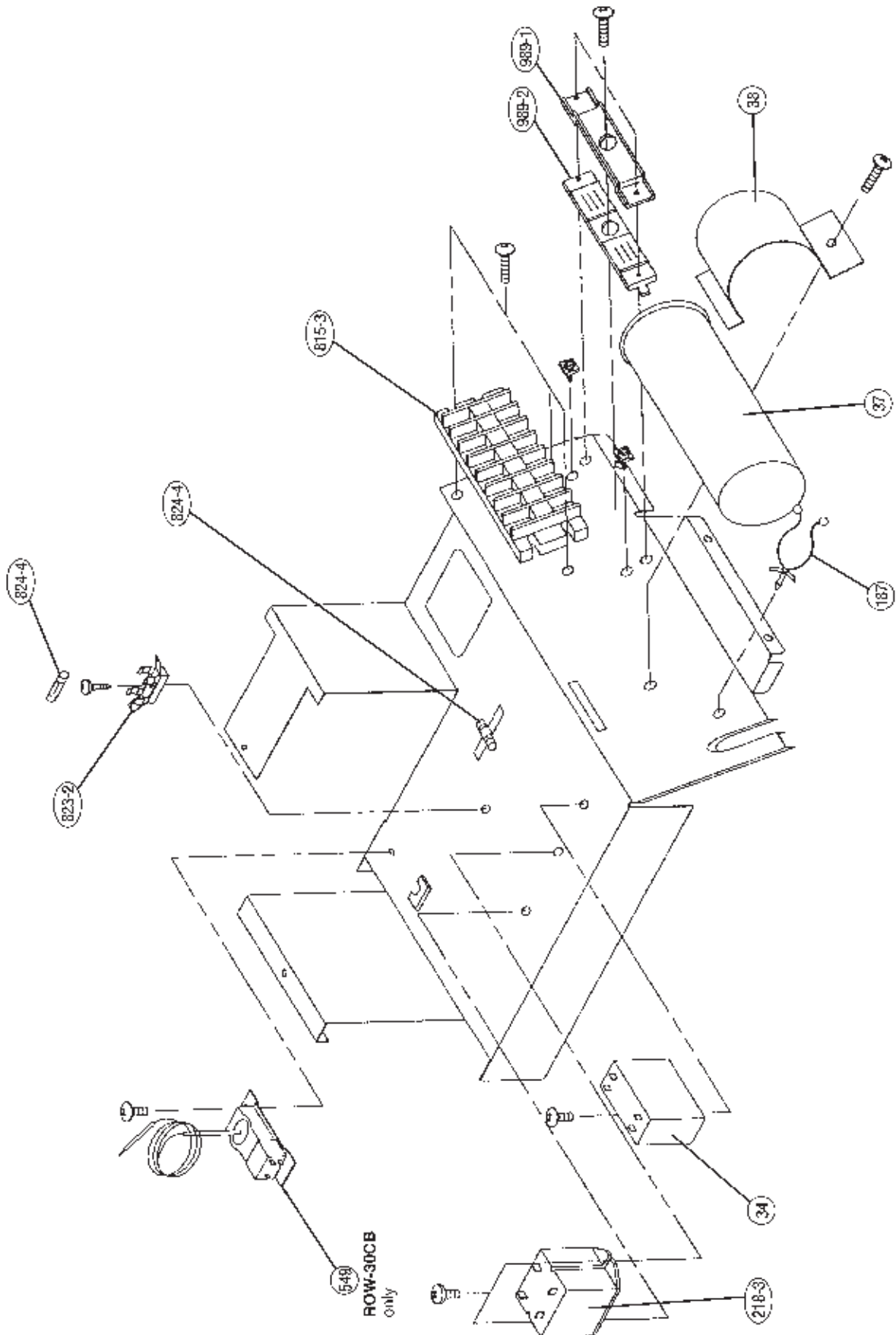
Models : ROW-30CB
ROW-30HB



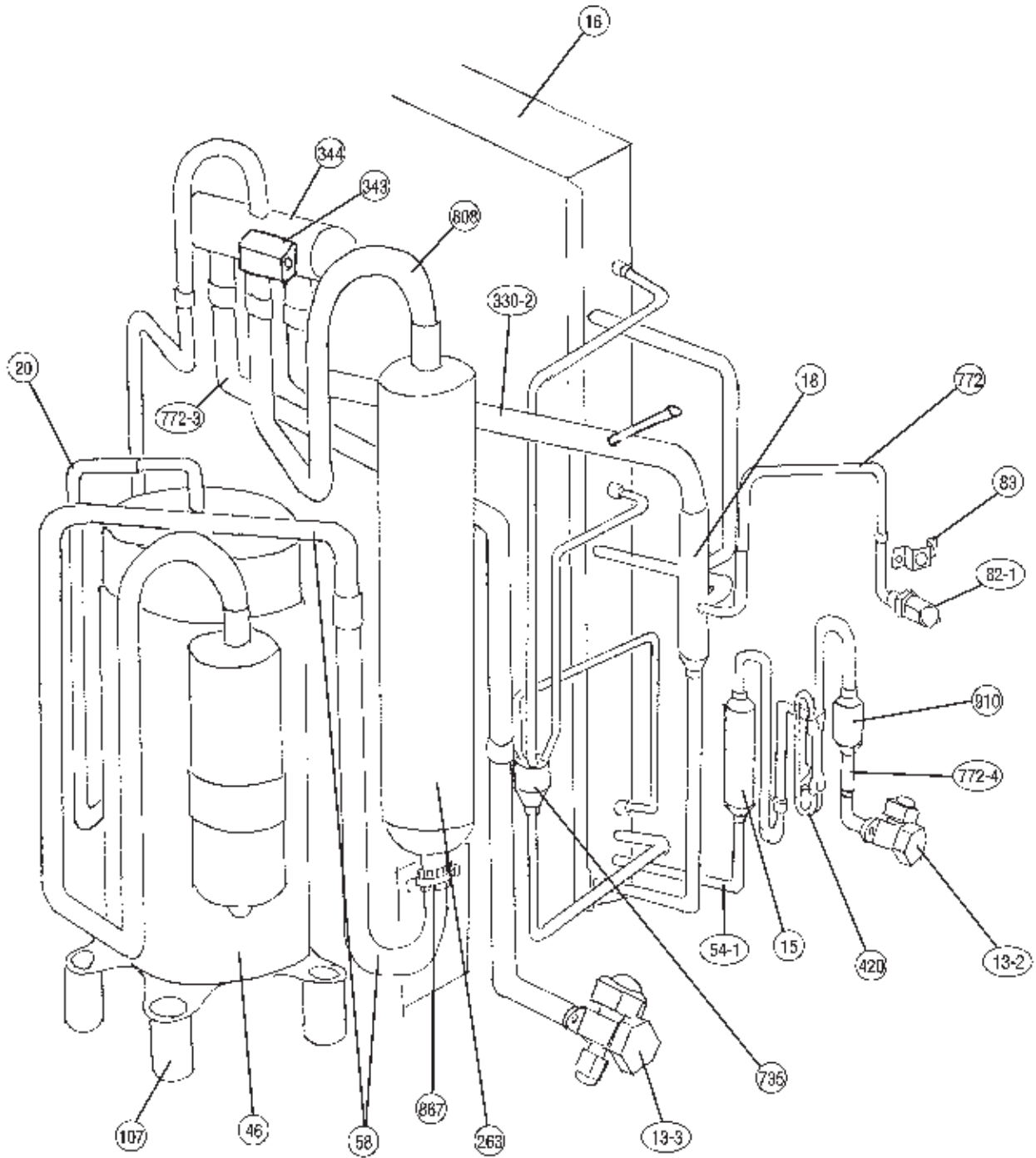
Model : ROW-30CB



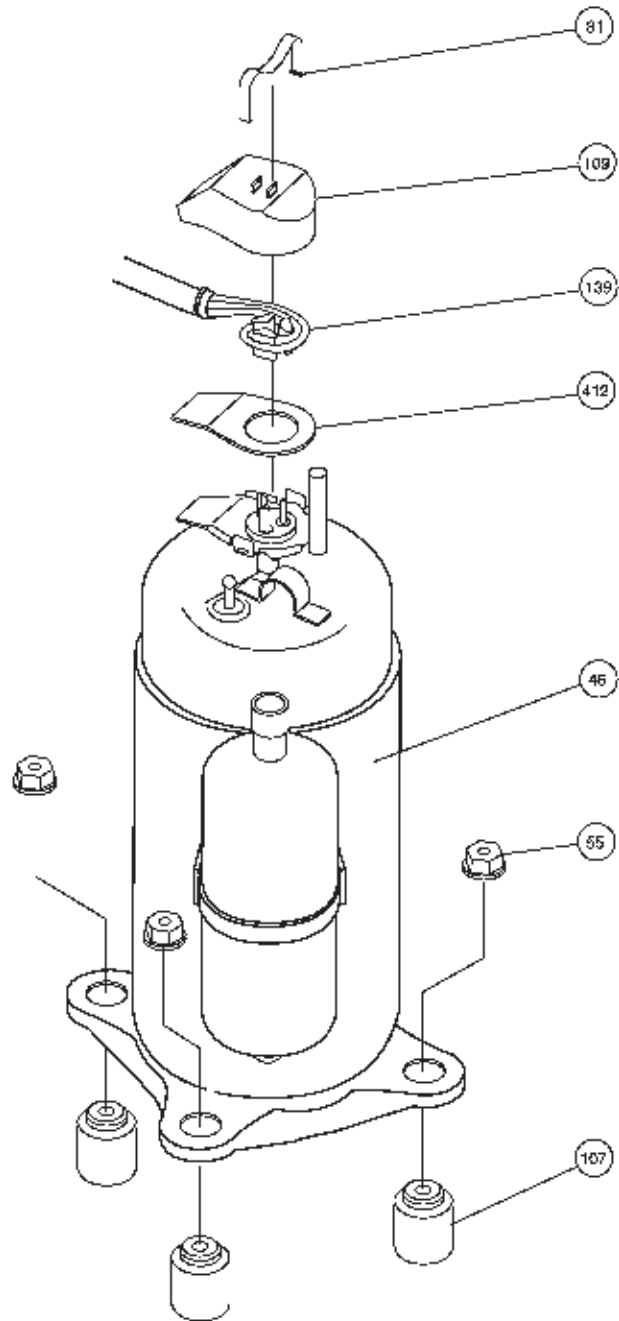
Models : ROW-30CB
ROW-30HB



Model : ROW-30HB



Models : ROW-30CB
ROW-30HB



PARTS LIST

INDOOR UNIT

When you order parts, please make a photocopy of this page and fill the number of the parts in the "Order" column.

| Ref. No. | Description | Part No. | | | | | | | Ord. Q'ty |
|-------------|----------------------|--------------|--------------|--------------|--------------|--------------|--------------|--------------|--------------|
| | | RJW-14HB | RJW-18CB | RJW-18HB | RJW-24CB | RJW-24HB | RJW-30CB | RJW-30HB | |
| 8-2 | Filter Frame | 9367681013 | 9367681013 | 9367681013 | 9367681013 | 9367681013 | 9367681013 | 9367681013 | |
| 12 | Base-B | 9368216016 | 9368216016 | 9368216016 | 9368216016 | 9368216016 | 9368216016 | 9368216016 | |
| 32 | Control Box | 9367663002 | 9367663002 | 9367663002 | 9367663002 | 9367663002 | 9367663002 | 9367663002 | |
| 45 | Bracket (Eva.) Assy | 9369317019 | 9369317019 | 9369317019 | 9369317019 | 9369317019 | 9369317019 | 9369317019 | |
| 61 | Power Cord Assy | 9900017026 | — | — | — | — | — | — | |
| 62 | Fan Motor-Inner | 9601385011 | 9601385011 | 9601385011 | 9601385011 | 9601385011 | 9601385011 | 9601385011 | |
| 63 | Front Cover Assy | 9369194030 | 9369194030 | 9369194030 | 9369194030 | 9369194030 | 9369194030 | 9369194030 | |
| 63-1 | Service Cover Assy | 9368837013 | 9368837013 | 9368837013 | 9368837013 | 9368837013 | 9368837013 | 9368837013 | |
| 67 | Rubber (Motor) | 9367676002 | 9367676002 | 9367676002 | 9367676002 | 9367676002 | 9367676002 | 9367676002 | |
| 69 | Louver | 9367706013 | 9367706013 | 9367706013 | 9367706013 | 9367706013 | 9367706013 | 9367706013 | |
| 70-1 | Hook (Cover)-L | 9367675012 | 9367675012 | 9367675012 | 9367675012 | 9367675012 | 9367675012 | 9367675012 | |
| 70-2 | Hook (Cover)-R | 9367674015 | 9367674015 | 9367674015 | 9367674015 | 9367674015 | 9367674015 | 9367674015 | |
| 92 | Link Arm | 9367694006 | 9367694006 | 9367694006 | 9367694006 | 9367694006 | 9367694006 | 9367694006 | |
| 93 | Filter | 9367680016 | 9367680016 | 9367680016 | 9367680016 | 9367680016 | 9367680016 | 9367680016 | |
| 108 | Base | 9367683017 | 9367683017 | 9367683017 | 9367683017 | 9367683017 | 9367683017 | 9367683017 | |
| 108-1 | Base Assy | 9368829018 | 9368829018 | 9368829018 | 9368829018 | 9368829018 | 9368829018 | 9368829018 | |
| 108-2 | Base-B Sub Assy | 9368843014 | 9368843014 | 9368843014 | 9368843014 | 9368843014 | 9368843014 | 9368843014 | |
| 109 | Terminal CVR | 9368022006 | 9368022006 | 9368022006 | 9368022006 | 9368022006 | 9368022006 | 9368022006 | |
| 120 | Eva. Sub Assy | 9368832032 | 9368832018 | 9368832018 | 9368832018 | 9368832018 | 9368832025 | 9368832025 | |
| 122 | Rub (Bearing) Assy | 9368998004 | 9368998004 | 9368998004 | 9368998004 | 9368998004 | 9368998004 | 9368998004 | |
| 127 | Drain Hose | 9367695003 | 9367695003 | 9367695003 | 9367695003 | 9367695003 | 9367695003 | 9367695003 | |
| 146 | Evaporator Assy | 9369223006 | 9368853006 | 9368853006 | 9368853006 | 9368853006 | 9369123009 | 9369123009 | |
| 146-1 | Evaporator Assy-B | — | — | — | — | — | 9369124006 | 9369124006 | |
| 158 | Joint Pipe Assy | 9369224003 | 9368871000 | 9368871000 | 9368871000 | 9368871000 | 9369144004 | 9369144004 | |
| 160 | Drain Pan Assy | 9368835019 | 9368835019 | 9368835019 | 9368835019 | 9368835019 | 9368835019 | 9368835019 | |
| 165 | Motor Box | 9367718009 | 9367718009 | 9367718009 | 9367718009 | 9367718009 | 9367718009 | 9367718009 | |
| 169 | Cross Fan Assy | 9367708000 | 9367708000 | 9367708000 | 9367708000 | 9367708000 | 9367708000 | 9367708000 | |
| 172 | Pipe Bracket | 9367844005 | 9367844005 | 9367844005 | 9367844005 | 9367844005 | 9367844005 | 9367844005 | |
| 172-3 | Pipe Holder | 9367687008 | 9367687008 | 9367687008 | 9367687008 | 9367687008 | 9367687008 | 9367687008 | |
| 174-1 | Fixing Plate | 9367987009 | 9367987009 | 9367987009 | 9367987009 | 9367987009 | 9367987009 | 9367987009 | |
| 184-1 | Thermo. Spring-A | 313728262708 | 313728262708 | 313728262708 | 313728262708 | 313728262708 | 313728262708 | 313728262708 | |
| 199 | Stepping Motor | 9900020019 | 9900020019 | 9900020019 | 9900020019 | 9900020019 | 9900020019 | 9900020019 | |
| 230 | Diffusion Sheet | 9368006013 | 9368006013 | 9368006013 | 9368006013 | 9368006013 | 9368006013 | 9368006013 | |
| 234 | Thermistor Assy-Room | 9703299148 | 9703299148 | 9703299148 | 9703299148 | 9703299148 | 9703299148 | 9703299148 | |
| 235 | Thermistor Assy-Pipe | 9703297038 | 9703297038 | 9703297038 | 9703297038 | 9703297038 | 9703297038 | 9703297038 | |
| 236 | Controller PCB Assy | 9704360069 | 9704457028 | 9704360021 | 9704457011 | 9704360014 | 9704457059 | 9704360052 | |
| 240 | Remote Control Unit | 9368374037 | 9368374044 | 9368374037 | 9368374044 | 9368374037 | 9368374044 | 9368374037 | |
| 253-1 | Wire With Connector | 9704434012 | 9704434012 | 9704434012 | 9704434012 | 9704434012 | 9704434012 | 9704434012 | |
| 253-2 | Wire With Connector | 9704435019 | 9704435019 | 9704435019 | 9704435019 | 9704435019 | 9704435019 | 9704435019 | |
| 253-3 | Wire With Connector | 9704433015 | 9704433015 | 9704433015 | 9704433015 | 9704433015 | 9704433015 | 9704433015 | |
| 320 | Upper Flap | 9367688012 | 9367688012 | 9367688012 | 9367688012 | 9367688012 | 9367688012 | 9367688012 | |
| 321 | Lower Flap | 9367689019 | 9367689019 | 9367689019 | 9367689019 | 9367689019 | 9367689019 | 9367689019 | |
| 329 | Coupling Pipe Assy | 9368865009 | 9368865009 | 9368865009 | 9368865009 | 9368865009 | 9369136009 | 9369136009 | |
| 338 | Motor Holder | 9367798001 | 9367798001 | 9367798001 | 9367798001 | 9367798001 | 9367798001 | 9367798001 | |
| 385 | Indicator PCB Assy | 9704368010 | 9704368010 | 9704368010 | 9704368010 | 9704368010 | 9704368010 | 9704368010 | |
| 407 | Motor Link | 9367696000 | 9367696000 | 9367696000 | 9367696000 | 9367696000 | 9367696000 | 9367696000 | |
| 407-2 | Louver Rod | 9367698004 | 9367698004 | 9367698004 | 9367698004 | 9367698004 | 9367698004 | 9367698004 | |
| 408 | Louver Link | 9367697007 | 9367697007 | 9367697007 | 9367697007 | 9367697007 | 9367697007 | 9367697007 | |
| 408-1 | Louver Link-B | 9368789008 | 9368789008 | 9368789008 | 9368789008 | 9368789008 | 9368789008 | 9368789008 | |
| 425 | Earth Plate | 9368017002 | 9368017002 | 9368017002 | 9368017002 | 9368017002 | 9368017002 | 9368017002 | |
| 428 | Screw Cover | 9367717019 | 9367717019 | 9367717019 | 9367717019 | 9367717019 | 9367717019 | 9367717019 | |
| 435 | Louver Spring | 9369030000 | 9369030000 | 9369030000 | 9369030000 | 9369030000 | 9369030000 | 9369030000 | |
| 514 | Control Box Cover | 9367664009 | 9367664009 | 9367664009 | 9367664009 | 9367664009 | 9367664009 | 9367664009 | |
| 522-1 | Gear-A | 9367691005 | 9367691005 | 9367691005 | 9367691005 | 9367691005 | 9367691005 | 9367691005 | |
| 522-2 | Gear-B | 9367692002 | 9367692002 | 9367692002 | 9367692002 | 9367692002 | 9367692002 | 9367692002 | |
| 557 | Spring (Diffuser) | 9368824006 | 9368824006 | 9368824006 | 9368824006 | 9368824006 | 9368824006 | 9368824006 | |
| 574-1 | Eva Support-R | 9367684007 | 9367684007 | 9367684007 | 9367684007 | 9367684007 | 9367684007 | 9367684007 | |
| 574-2 | Eva. Support-L | 9367685004 | 9367685004 | 9367685004 | 9367685004 | 9367685004 | 9367685004 | 9367685004 | |
| 588 | Eva. Holder | — | — | — | — | — | 9367711000 | 9367711000 | |
| 588-1 | Eva. Holder-B | — | — | — | — | — | 9368783006 | 9368783006 | |

INDOOR UNIT (Continued)

When you order parts, please make a photocopy of this page and fill the number of the parts in the "Order" column.

| Ref. No. | Description | Part No. | | | | | | | Ord. Q'ty |
|----------|-----------------------|--------------|--------------|--------------|--------------|--------------|--------------|--------------|-----------|
| | | RJW-14HB | RJW-18CB | RJW-18HB | RJW-24CB | RJW-24HB | RJW-30CB | RJW-30HB | |
| 627 | Link | 9367693009 | 9367693009 | 9367693009 | 9367693009 | 9367693009 | 9367693009 | 9367693009 | |
| 629 | EMI Filter | 0400056133 | 0400056133 | 0400056133 | 0400056133 | 0400056133 | 0400056133 | 0400056133 | |
| 642 | Relay (Main) | 9353611017 | — | — | — | — | — | — | |
| 652-1 | Thrm. Holder Pipe | 313806262805 | 313806262805 | 313806262805 | 313806262805 | 313806262805 | 313806262805 | 313806262805 | |
| 735 | Distributor Assy | 9368858001 | 9368858001 | 9368858001 | 9368858001 | 9368858001 | 9369127007 | 9369127007 | |
| 743 | Remote Control Holder | 9305642014 | 9305642014 | 9305642014 | 9305642014 | 9305642014 | 9305642014 | 9305642014 | |
| 759-1 | Intake Cover | 9367678013 | 9367678013 | 9367678013 | 9367678013 | 9367678013 | 9367678013 | 9367678013 | |
| 764 | Drain Cap | 9367677009 | 9367677009 | 9367677009 | 9367677009 | 9367677009 | 9367677009 | 9367677009 | |
| 815 | Terminal | 9900016012 | — | 9900016012 | — | 9900016012 | — | 9900016012 | |
| 815-1 | Terminal-3p | — | 9306489090 | — | 9306489090 | — | 9306489090 | — | |
| 855 | Display-F | 9367672028 | 9367672028 | 9367672028 | 9367672028 | 9367672028 | 9367672028 | 9367672028 | |
| 868 | PWB Holder (Display) | 9367679003 | 9367679003 | 9367679003 | 9367679003 | 9367679003 | 9367679003 | 9367679003 | |
| 875 | PCB Assy-Switch | 9704370013 | 9704370013 | 9704370013 | 9704370013 | 9704370013 | 9704370013 | 9704370013 | |
| 945 | Wire Holder | 9368016005 | 9368016005 | 9368016005 | 9368016005 | 9368016005 | 9368016005 | 9368016005 | |
| 960 | Diffuser Assy | 9368840013 | 9368840013 | 9368840013 | 9368840013 | 9368840013 | 9368840013 | 9368840013 | |
| 963 | Fanguard | 9368015008 | 9368015008 | 9368015008 | 9368015008 | 9368015008 | 9368015008 | 9368015008 | |
| 963-1 | Fanguard Holder | 9367707003 | 9367707003 | 9367707003 | 9367707003 | 9367707003 | 9367707003 | 9367707003 | |
| 973 | Gear Box | 9367690008 | 9367690008 | 9367690008 | 9367690008 | 9367690008 | 9367690008 | 9367690008 | |
| 982-1 | Cord Clamp | 9357864006 | — | — | — | — | — | — | |
| 998 | Bypass Pipe-A | 9368857004 | 9368857004 | 9368857004 | 9368857004 | 9368857004 | — | — | |
| 999 | Bypass Pipe-B | 9368917005 | 9368917005 | 9368917005 | 9368917005 | 9368917005 | — | — | |

OUTDOOR UNIT

When you order parts, please make a photocopy of this page and fill the number of the parts in the "Order" column.

| Ref. No. | Description | Part No. | | | | | | | Ord. |
|-------------|-----------------------------|--------------|--------------|--------------|--------------|--------------|------------|------------|------|
| | | ROW-14HB | ROW-18CB | ROW-18HB | ROW-24CB | ROW-24HB | ROW-30CB | ROW-30HB | Q'ty |
| 2 | Fan Cover | 9304109006 | 9350214020 | 9350214020 | 9350214020 | 9350214020 | — | — | |
| 2 | Fan Cover (Guard) | — | — | — | — | — | 9359808015 | 9359808015 | |
| 4 | Emblem-Rear "FUJI ELECTRIC" | 9361328006 | 9361328006 | 9361328006 | 9361328006 | 9361328006 | 9361328006 | 9361328006 | |
| 5 | Cabinet, Painted | 9302936017 | — | — | — | — | — | — | |
| 5 | Cabinet-A, Painted | — | 9303876015 | 9303876015 | 9303876015 | 9303876015 | 9359797029 | 9359797029 | |
| 6 | Cabinet-C, Painted | — | 9353549013 | 9353549013 | 9353549013 | 9353549013 | — | — | |
| 7 | Connector Cover | 9357970004 | 9358011010 | 9358011010 | 9358011010 | 9358011010 | — | — | |
| 8 | Shield Tube Assy-D | — | — | 9359904052 | 9359904052 | 9359904052 | — | — | |
| 8 | Wire Assy (Shield)-D | — | 9359904076 | — | — | — | — | — | |
| 9 | Cabinet, Rear Panel | 9303744017 | — | — | — | — | — | — | |
| 9 | Cabinet-B, Painted | — | 9303874011 | 9303874011 | 9303874011 | 9303874011 | 9359798026 | 9359798026 | |
| 12 | Base Assy, Painted | 9354493032 | 9353452054 | 9353452054 | 9353452061 | 9353452061 | 9359813019 | 9359813019 | |
| 13 | 3-Way Valve | 9368971007 | 9364523002 | 9364523002 | 9364523002 | 9364523002 | — | — | |
| 13-2 | Packed Valve (3/8) | — | — | — | — | — | 9360150004 | 9360150004 | |
| 13-3 | 3-Way Valve (5/8) | — | — | — | — | — | 9360157003 | 9360157003 | |
| 14 | 2-Way Valve | 9368970000 | — | — | — | — | — | — | |
| 14 | 2-Way Valve Assy | — | 9365021002 | 9365021002 | 9365021002 | 9365021002 | — | — | |
| 15 | Dryer Assy | 313523082505 | — | — | — | — | — | — | |
| 15 | Dryer | — | 9368111014 | 9368111014 | 9368111014 | 9368117016 | 9368111014 | 9368111014 | |
| 16 | Condenser Assy | 9369236013 | 9353455055 | 9353455048 | 9356015010 | 9369005015 | 9360280015 | 9360280015 | |
| 17 | U-Pipe (Y) | — | — | 313728127102 | — | 9305523009 | — | — | |
| 18 | Entrance Pipe | 9364827001 | — | — | — | — | — | — | |
| 18 | Suction Pipe | — | 9369000003 | — | — | — | — | — | |
| 18 | Inlet Pipe (Condenser) | — | — | — | — | — | 9369048005 | 9369068003 | |
| 18-1 | Outlet Pipe (Condenser) | — | — | — | — | — | 9369054006 | — | |
| 18-4 | Suction Pipe | — | — | — | — | — | 9369046001 | — | |
| 19 | Capillary Tube | — | 9364270005 | — | — | — | 9369663008 | — | |
| 19-3 | Capillary (Cool) | — | — | — | 9364327006 | — | — | — | |
| 20 | Exit Pipe | 9364826004 | — | — | — | — | — | — | |
| 20 | Discharge Pipe | — | — | 9367136001 | 9368491000 | — | 9369047008 | 9369067006 | |
| 20 | Discharge Pipe Assy | — | 9368999001 | — | — | — | — | — | |
| 26 | Compressor Cover-A | — | 9363020007 | 9367296002 | 9368504007 | 9367134007 | — | — | |
| 26 | Comp. Cover | — | — | — | — | — | 9369093005 | 9369093005 | |
| 26-1 | Compressor Cover-B | — | — | — | 9368505004 | — | — | — | |
| 29 | Separate Wall | — | 313986033213 | 313986033213 | 313986033213 | 313986033213 | 9359804017 | 9359804017 | |
| 32 | Control Box Metal-A | — | — | 9365672020 | — | 9365672020 | 9359839019 | 9359839019 | |
| 32-1 | Control Box Metal-A | — | 9365672013 | — | 9365672013 | — | — | — | |
| 32-2 | Control Box Metal-A | 9351338010 | — | — | — | — | — | — | |
| 34 | Capacitor (Fan Motor) | 9700468080 | 9357965017 | 9357965024 | 9357965017 | 9357965024 | 9357965024 | 9357965024 | |
| 36 | Cord Holder Metal | — | 9356934007 | 9356934007 | 9356934007 | 9356934007 | — | — | |
| 37 | Running Capacitor | 9306512095 | 9704436023 | 9703107122 | 9703107153 | 9703107153 | 9703107023 | 9703107023 | |
| 38 | Capacitor Clamp Metal | 313468061808 | — | — | — | — | — | — | |
| 38 | Capacitor Clamp | — | 9351770013 | 9351770013 | 9351770013 | 9351770013 | 9360610010 | 9360610010 | |
| 39 | Propeller Fan Assy | 9351589011 | 9300855013 | 9300855013 | 9300855013 | 9300855013 | — | — | |
| 39 | Propeller Fan | — | — | — | — | — | 9359837015 | 9359837015 | |
| 41 | Fan Motor Assy-Out | 9601113010 | 9600738023 | 9600738047 | 9600738023 | 9600738047 | 9600832011 | 9600832011 | |
| 42 | Bracket (Motor) | 313166243804 | — | — | — | — | — | — | |
| 45 | Motor Fixing Table Assy | — | 313029311100 | 313029311100 | 313029311100 | 313029311100 | — | — | |
| 45-1 | Motor Bracket | — | — | — | — | — | 9359801016 | 9359801016 | |
| 45-2 | Motor Bracket-Top | — | — | — | — | — | 9359803010 | 9359803010 | |
| 46 | Compressor Assy | — | 9368175009 | 9366777007 | 9367112005 | 9367112005 | 9368913007 | 9368913007 | |
| 51 | Special Nut M5 | — | 9300301015 | — | — | — | — | — | |
| 54 | Condensing Pipe | — | — | — | — | — | 9369061004 | — | |
| 54-1 | Condensing Pipe-A | — | — | — | — | — | — | 9369085000 | |
| 54-2 | Outlet Pipe-B | — | — | — | — | 9365391068 | — | — | |
| 55 | Special Nut M8 | 9355091008 | 9355091008 | 9355091008 | 9355091008 | 9355091008 | 9355091008 | 9355091008 | |
| 58 | Suction Pipe Assy | — | — | — | 9368492007 | — | — | 9369064005 | |
| 62 | Wire Assy (Shield)-A | 9357158013 | — | — | — | — | — | — | |
| 64 | Cabinet Left, Painted | — | — | — | — | — | 9359840022 | 9359840022 | |
| 67 | Rubber (Vibration Proof) | — | 313659068604 | 313659068604 | 313659068604 | 313659068604 | — | — | |

OUTDOOR UNIT (Continued)

When you order parts, please make a photocopy of this page and fill the number of the parts in the "Order" column.

| Ref. No. | Description | Part No. | | | | | | | Ord. |
|-------------|-------------------------------|--------------|--------------|--------------|--------------|--------------|--------------|--------------|------|
| | | ROW-14HB | ROW-18CB | ROW-18HB | ROW-24CB | ROW-24HB | ROW-30CB | ROW-30HB | Q'ty |
| 81 | Strap | — | 9362371001 | 9362371001 | 9362371001 | 9362371001 | 9362371001 | 9362371001 | |
| 82-1 | Check Joint | — | — | — | — | — | 9360162007 | 9360162007 | |
| 83 | Check Joint Bracket | — | — | — | — | — | 9359807018 | 9359807018 | |
| 84 | Valve Cover | — | — | — | — | — | 9359817017 | 9359817017 | |
| 85 | Valve Fixing Plate | — | — | — | — | — | 9359806011 | 9359806011 | |
| 98 | Fan Ring | 313166296109 | — | — | — | — | — | — | |
| 105 | Compressor Assy | 9364723006 | — | — | — | — | — | — | |
| 107 | Rubber Seat-A | 9359425014 | 9351049010 | — | — | — | — | — | |
| 107 | Rubber Mount | — | — | 9362368001 | 9362368001 | 9362368001 | 9362368001 | 9362368001 | |
| 109 | Terminal Cover | 9364724003 | 9351048013 | 9362369008 | 9362369008 | 9362369008 | 9362369008 | 9362369008 | |
| 117-3 | Hex. Nut w/Sp. Washer | — | 301721180114 | 301721180114 | 301721180114 | 301721180114 | 301721180114 | 301721180114 | |
| 138 | Separate Wall Assy | 9303729014 | — | — | — | — | — | — | |
| 139 | Wire Assy (Compressor) | — | — | — | — | — | 9369094002 | 9369094002 | |
| 178-1 | Capillary Holder | — | 313414274807 | — | — | — | — | — | |
| 187 | Clamp No. 1219 | — | 313361271706 | 313361271706 | 313361271706 | 313361271706 | 313361271706 | 313361271706 | |
| 218-3 | Power Relay | — | 9900074012 | 9900074012 | 9900074012 | 9900074012 | 9900074012 | 9900074012 | |
| 259 | Muffler | 313505083900 | — | — | — | — | — | — | |
| 263 | Accumulator | — | — | — | — | — | — | 9385005006 | |
| 271 | 4-Way Valve Rubber | — | — | 313728251908 | — | 313728251908 | — | — | |
| 300 | Suction Pipe-C | — | — | 9367138005 | — | 9367125005 | — | — | |
| 328 | Comp Plate Assy | — | 9363049015 | 9367128020 | 9367128037 | 9367128013 | 9362273015 | 9362273046 | |
| 329 | Coupling Pipe Assy | 9352375002 | — | — | — | — | — | — | |
| 330 | Inlet Pipe-A Assy | — | — | 9366859017 | — | — | — | — | |
| 330-2 | Inlet Pipe (Condenser)-B Assy | — | — | — | — | — | — | 9369074004 | |
| 332-1 | Suction Pipe-D | — | — | 9367135004 | — | 9367126002 | — | — | |
| 332-2 | Suction Pipe-E | — | — | 9369004001 | — | 9369004001 | — | — | |
| 333 | Accumulator | — | — | 9350363018 | — | 313986117201 | — | — | |
| 334 | Suction Pipe-B | — | — | 9367137008 | — | 9367124008 | — | — | |
| 338 | Motor Fixture | — | 313029297108 | 313029297108 | 313029297108 | 313029297108 | — | — | |
| 343 | Solenoid | 9704061034 | — | — | — | — | — | — | |
| 343 | Solenoid Coil | — | — | 9359616092 | — | 9359616092 | — | 9900003029 | |
| 344 | 4-Way Valve | 9307556012 | — | 313943302804 | — | 9300604017 | — | 9307556012 | |
| 348 | Outlet Pipe (Cond) Assy | — | — | — | 9363041019 | — | — | — | |
| 348 | Outlet Pipe (Cond)-A | — | — | — | — | 9365391051 | — | — | |
| 348 | Outlet Pipe | — | 9364266008 | — | — | — | — | — | |
| 348-1 | Outlet Pipe-B | — | — | 9365391020 | — | — | — | — | |
| 348-2 | Outlet Pipe-A | — | — | 9365391075 | — | — | — | — | |
| 353 | Valve-A Assy | — | 9364268002 | — | 9364325002 | — | — | — | |
| 360 | 4-Way Valve Band | — | — | 313986251802 | — | 313986251802 | — | — | |
| 373 | Grip | 313166178700 | — | — | — | — | 9352157004 | 9352157004 | |
| 407 | Clamp (Cable) No. 1259 | — | — | — | — | — | 313739340109 | 313739340109 | |
| 409 | Special Nut | 9359430018 | — | — | — | — | — | — | |
| 412 | Terminal Gasket | 9364725000 | 9351051013 | 9362370004 | 9362370004 | 9362370004 | 9362370004 | 9362370004 | |
| 420 | Capillary Assy | 9369092008 | — | — | — | — | 9369062001 | 9369095009 | |
| 423 | Noise Insulation-F (Comp.) | 9350944019 | — | — | — | — | — | — | |
| 477 | Bell-Mouth | — | — | — | — | — | 9359809012 | 9359809012 | |
| 527 | Protection Net | 9355444002 | — | — | — | — | 9359844013 | 9359844013 | |
| 549 | Thermostat-Outdoor | — | — | — | — | — | 9352553004 | — | |
| 620 | Inlet Pipe Assy | — | — | — | — | 9367298006 | — | — | |
| 635 | Terminal Washer | 9359428015 | — | — | — | — | — | — | |
| 646 | Compressor Cover-B | — | 9363021004 | 313986355101 | — | 9367293001 | — | — | |
| 653-1 | Bolt (Fan Motor Fixing) | — | — | — | — | — | 0700156014 | 0700156014 | |
| 662 | Inlet Pipe-D | — | — | — | — | 9367301003 | — | — | |
| 702 | Restrictor Valve Assy | — | — | 9365392058 | — | 9365392065 | — | — | |
| 717 | Center Plate | — | 9351253011 | 9351253011 | 9351253011 | 9351253011 | — | — | |
| 718 | Discharge Pipe-C | — | — | — | — | 9367123001 | — | — | |
| 734 | Cabinet Top Plate Panel | 9302937014 | — | — | — | — | 9359799023 | 9359799023 | |
| 735 | Distributor Assy | — | — | — | — | — | — | 9369076008 | |
| 737 | Suction Pipe-A | 9352384004 | — | — | — | — | — | — | |
| 744 | Clamp (Condenser) | 313166374106 | — | — | — | — | 313166374106 | 313166374106 | |

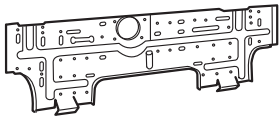
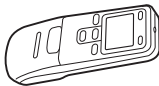

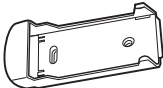
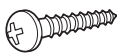

OUTDOOR UNIT (Continued)

When you order parts, please make a photocopy of this page and fill the number of the parts in the "Order" column.




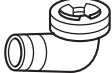

| Ref. No. | Description | Part No. | | | | | | | Ord. |
|-------------|---------------------------|--------------|------------|------------|------------|------------|------------|------------|------|
| | | ROW-14HB | ROW-18CB | ROW-18HB | ROW-24CB | ROW-24HB | ROW-30CB | ROW-30HB | Q'ty |
| 745 | Motor Support | 313166036308 | — | — | — | — | — | — | |
| 754 | Terminal Gasket Washer | — | 9351053017 | — | — | — | — | — | |
| 772 | Joint Pipe-A | — | — | — | — | — | 9369060007 | 9369084003 | |
| 772-3 | Joint Pipe (Valve) | — | — | — | — | — | — | 9369082009 | |
| 772-4 | Joint Pipe (Valve)-B | — | — | — | — | — | — | 9369083006 | |
| 808 | Inlet Pipe (Accumulator) | — | — | — | — | — | — | 9369081002 | |
| 815 | Terminal-4p | 9358660041 | — | — | — | — | — | — | |
| 815 | Terminal-5p | — | 9356497021 | — | 9356497021 | — | — | — | |
| 815-3 | Terminal-8p | — | — | 9358660119 | — | 9358660119 | 9358660119 | 9358660119 | |
| 817 | Thermostat Fixture | — | — | — | — | — | 9352164019 | — | |
| 823-2 | Fuse Holder | — | 0500063024 | 0500063024 | 0500063024 | 0500063024 | 0500063024 | 0500063024 | |
| 824-4 | Fuse | — | 0600222529 | 0600222529 | 0600222529 | 0600222529 | 0600222529 | 0600222529 | |
| 826 | Cond Pipe-B Assy | 9369089008 | — | — | — | — | — | — | |
| 867 | Accumulator Holder Rubber | — | — | 9354022027 | — | 9354022010 | — | 9354022010 | |
| 909 | Strainer-A | — | — | — | — | 9365112014 | — | — | |
| 910 | Strainer-B | — | — | 9365099018 | — | — | — | 9365099018 | |
| 982-1 | Cord Clamp | 9356857009 | — | — | — | — | — | — | |
| 982-2 | Cord Clamp-B | 9356858006 | — | — | — | — | — | — | |
| 983 | Thermostat Cover | — | — | — | — | — | 9358274002 | — | |
| 987 | Insulation Sheet | 9358372005 | — | — | — | — | — | — | |
| 989-1 | Cord Clamp-A | — | — | — | — | — | 9359822011 | 9359822011 | |
| 989-2 | Cord Clamp-B | — | — | — | — | — | 9359823018 | 9359823018 | |

STANDARD ACCESSORIES




INDOOR UNIT ACCESSORIES

| Name and Shape | Part No. |
|--|--|
| Wall hook bracket  | 9367987009 |
| Remote control unit  | 18C, 24C, 30C model 9368374044 (AR-HG4) 14H, 18H, 24H, 30H model 9368374037 (AR-HG3) |
| Battery (penlight)  | 0600185534 |
| Remote control unit holder  | 9305642012 |
| Tapping screw (big) (ø4 x 20)  | 301141164200 |
| Tapping screw (small) (ø3 x 12)  | 301141533125 |





OUTDOOR UNIT ACCESSORIES (30,000 BTU model)

| Name and Shape | Part No. |
|--|---|
| Hexagon wrench  | 9351228019 |
| Cable clip  | 313739340109 |
| Tapping screw  | 301463040100 |
| Drain pipe  | 9303029015 [Heat & cool model (Reverse cycle) only] |
| Drain cap  | 313166024302 [Heat & cool model (Reverse cycle) only] |

OUTDOOR UNIT ACCESSORIES (14,000 BTU model)

| Name and Shape | Part No. |
|---|---|
| Hexagon wrench  | 9351228019 |
| Drain pipe  | 9303029015 [Heat & cool model (Reverse cycle) only] |
| Drain cap  | 313166024302 [Heat & cool model (Reverse cycle) only] |

OUTDOOR UNIT ACCESSORIES (18,000 • 24,000BTU model)

| Name and Shape | Part No. |
|---|---|
| Hexagon wrench  | 9351228019 |
| Drain pipe  | 313728031005 [Heat & cool model (Reverse cycle) only] |
| Flexible tube  | 313013042915 [Heat & cool model (Reverse cycle) only] |
| Drain cap  | 313166024302 [Heat & cool model (Reverse cycle) only] |



MANUFACTURER :

Fuji Denki Sosetsu Co., Ltd.

Tokyo, Japan